

Intersection Name	Trunk Highway 169 Jordan Ave S. (East ramp)
City	St. Louis Park
State	Minnesota
Northbound Street	Jordan ave. S
Southbound Street	Jordan ave. S
Eastbound Street	Trunk highway 169 E.
Westbound Street	N/A

Date and Time of Start of Count 1	01/2/2025	6:00:00
Date and Time of End of Count 1	01/2/2025	18:00:00
Date and Time of Start of Count 2		
Date and Time of End of Count 2		
Date and Time of Start of Count 3		
Date and Time of End of Count 3		

- NB
- SB
- EB
- WB



<b>Classification Schema</b>	
<b>2-Classification Count</b>	

NOTES	
-------	--







17:45	0	0	0	0	0	0	0	0	0	0	0	0
18:00	0	0	0	0	0	0	0	0	0	0	0	0

## ***Daily Bicycle Turning Movements Summary***

<b>Date</b>	<b>Southbound</b>			<b>Westbound</b>			<b>Northbound</b>			<b>Eastbound</b>			<b>Total</b>
	<b>Left Turns</b>	<b>Straight Through</b>	<b>Right Turns</b>	<b>Left Turns</b>	<b>Straight Through</b>	<b>Right Turns</b>	<b>Left Turns</b>	<b>Straight Through</b>	<b>Right Turns</b>	<b>Left Turns</b>	<b>Straight Through</b>	<b>Right Turns</b>	
1/2/2025	0	0	0	0	0	0	0	1	0	0	0	0	1

# TOTAL

Date	Time	Southbound				Westbound				Northbound				Eastbound													
		U Turns	Left Turns	Straight Through	Right Turns	EB Crosswalk Crossings	WB Crosswalk Crossings	U Turns	Left Turns	Straight Through	Right Turns	NB Crosswalk Crossings	SB Crosswalk Crossings	U Turns	Left Turns	Straight Through	Right Turns	NB Crosswalk Crossings	SB Crosswalk Crossings								
1/2/2025	6:00	0	0	1	18	0	0	0	0	0	0	0	0	0	0	0	0	0	0	0							
	6:15	0	0	0	13	0	0	0	0	0	0	0	0	0	0	0	0	0	0	0							
	6:30	0	0	0	30	0	0	0	0	0	0	0	0	0	0	0	0	0	0	0							
	6:45	0	0	0	21	0	0	0	0	0	0	0	0	0	0	0	0	0	0	0							
	7:00	0	0	0	18	0	0	0	0	0	0	0	0	0	0	0	0	0	0	0							
	7:15	0	0	0	37	0	0	0	0	0	0	0	0	0	0	0	0	0	0	0							
	7:30	0	0	0	42	0	0	0	0	0	0	0	0	1	0	0	0	0	0	0							
	7:45	0	0	0	46	0	0	0	0	0	0	0	0	0	0	0	0	0	0	0							
	8:00	0	0	0	42	0	0	0	0	0	0	0	0	0	0	0	0	0	0	0							
	8:15	0	0	1	36	0	0	0	0	0	0	0	0	1	0	0	0	0	0	0							
	8:30	0	0	0	44	0	0	0	0	0	0	0	0	1	2	0	0	0	0	0							
	8:45	0	0	0	36	0	0	0	0	0	0	0	1	0	1	0	0	0	0	0							
	9:00	0	0	0	24	0	0	0	0	0	0	0	0	1	0	0	0	0	0	0							
	9:15	0	0	1	22	0	0	0	0	0	0	0	0	1	3	0	0	0	0	0							
	9:30	0	0	2	40	0	0	0	0	0	0	0	0	0	0	0	0	0	0	0							
	9:45	0	0	0	29	0	0	0	0	0	0	0	0	0	3	0	0	0	0	0							
	10:00	0	0	0	24	0	0	0	0	0	0	0	0	0	0	0	0	0	0	0							
	10:15	0	0	0	26	0	0	0	0	0	0	0	0	0	0	0	0	0	0	0							
	10:30	0	0	1	30	0	0	0	0	0	0	0	0	0	2	0	0	0	0	0							
	10:45	0	0	0	32	0	0	0	0	0	0	0	0	0	2	0	0	0	0	0							
	11:00	0	0	1	26	0	0	0	0	0	0	0	0	1	0	0	0	0	0	0							
	11:15	0	0	1	19	0	0	0	0	0	0	0	0	3	3	0	0	0	0	0							
	11:30	0	0	0	23	0	0	0	0	0	0	0	0	2	2	0	0	0	0	0							
	11:45	1	0	1	34	0	0	0	0	0	0	0	0	0	2	0	0	0	0	0							
	12:00	0	0	0	40	0	0	0	0	0	0	0	0	0	2	0	0	0	0	0							
	12:15	0	0	1	30	0	0	0	0	0	0	0	0	0	1	0	0	0	0	0							
	12:30	0	0	1	31	0	0	0	0	0	0	0	0	0	0	0	0	0	0	0							
	12:45	0	0	0	30	0	0	0	0	0	0	0	0	0	4	0	0	0	0	0							
	13:00	0	0	0	42	0	0	0	0	0	0	0	0	1	1	0	0	0	0	0							
	13:15	0	0	1	31	0	0	0	0	0	0	0	0	0	2	0	0	0	0	0							
	13:30	0	0	0	33	0	0	0	0	0	0	0	0	0	1	0	0	0	0	0							
	13:45	0	0	0	33	0	0	0	0	0	0	0	0	0	1	0	0	0	0	0							
	14:00	0	0	3	33	0	0	0	0	0	0	0	0	0	1	0	0	0	0	0							
	14:15	0	0	0	24	0	0	0	0	0	0	0	0	0	0	0	0	0	0	0							
	14:30	0	0	0	34	0	0	0	0	0	0	0	0	0	1	0	0	0	0	0							
	14:45	0	0	1	32	0	0	0	0	0	0	0	0	0	2	0	0	0	0	0							
	15:00	0	0	2	38	0	0	0	0	0	0	0	0	1	2	0	0	0	0	0							
	15:15	0	0	1	28	0	0	0	0	0	0	0	0	0	0	0	0	0	0	0							
	15:30	0	0	0	46	0	0	0	0	0	0	0	0	0	0	0	0	0	0	0							
	15:45	0	0	1	28	0	0	0	0	0	0	0	0	0	2	0	0	0	0	0							
	16:00	0	0	1	38	0	0	0	0	0	0	0	0	0	0	0	0	0	0	0							
	16:15	0	0	1	35	0	0	0	0	0	0	0	0	0	0	0	0	0	0	0							
	16:30	0	0	1	27	0	0	0	0	0	0	0	0	0	0	0	0	0	0	0							
	16:45	0	0	0	28	0	0	0	0	0	0	0	0	0	1	0	0	0	0	0							
	17:00	0	0	3	42	0	0	0	0	0	0	0	0	1	0	0	0	0	0	0							
	17:15	0	0	0	27	0	0	0	0	0	0	0	0	1	0	0	0	0	0	0							
	17:30	0	0	0	33	0	0	0	0	0	0	0	0	1	0	0	0	0	0	0							
	17:45	0	0	0	27	0	0	0	0	0	0	0	0	0	0	0	0	0	0	0							
	18:00	0	0	0	0	0	0	0	0	0	0	0	0	0	0	0	0	0	0	0							
	<b>TOTAL</b>	<b>1</b>	<b>0</b>	<b>26</b>	<b>1502</b>	<b>0</b>	<b>0</b>	<b>0</b>	<b>0</b>	<b>0</b>	<b>0</b>	<b>0</b>	<b>0</b>	<b>1</b>	<b>14</b>	<b>45</b>	<b>0</b>	<b>0</b>	<b>0</b>	<b>0</b>	<b>0</b>	<b>2696</b>	<b>0</b>	<b>0</b>	<b>26</b>	<b>0</b>	<b>0</b>

The count data provided here is categorized in the following ways:

"Cars" are FHWA Classes 1-3 and designated vehicles from Class 5.

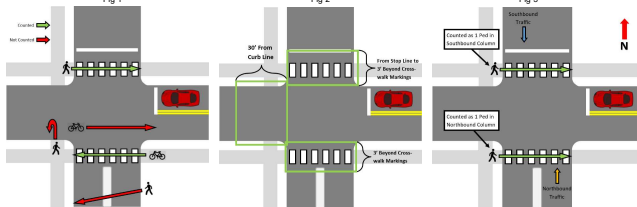
"Heavy Vehicles" are FHWA Classes 4-13 minus designated vehicles from Class 5.

"Bicycles" are bicycles in the roadway, not using crosswalk facilities. These movements are not included in the "Total" or "Summary" tabs.

"Ped Crossings" and "Bicycles in Crosswalk" are pedestrians and bicycles using the crosswalk facilities. These are in the "Cars" and "Heavy Vehicles" tabs and are included in the "Total" and "Summary" Tabs.

### Pedestrians and Bicycles

A pedestrian in crosswalk or a bicycle in crosswalk are counted as a person or cyclist whom crosses completely from one corner of the intersection to an adjacent corner within the crossing area (Figure 1). The crossing areas are defined as follows: On intersection legs with crosswalk markings and a stop line the crossing area will be considered from the stop line to 3 ft beyond the crosswalk marking. On intersection legs with only crosswalk markings the crossing area will be considered from 3 ft from the crosswalk markings to 3 ft beyond. For intersections with no crosswalk markings the crossing area will be considered the area 30 ft from the curb line parallel to travel. Refer to Figure 2 for an illustration of the crossing area guidelines. The number counted in the result is representative of the crossing on the approaching leg, i.e. a pedestrian crossing the north side of the intersection is counted in the southbound pedestrians in crosswalk, as that is the approaching leg that they are crossing (Figure 3). Diagonal crossings are not counted unless the pedestrian is within the crossing area. Bicycles



<b>Class 1</b> Motorcycles		<b>Class 7</b> Four or more axle, single unit	
<b>Class 2</b> Passenger cars		<b>Class 8</b> Four or less axle, single trailer	
<b>Class 3</b> Four tire, single unit		<b>Class 9</b> 5-Axle tractor semitrailer	
<b>Class 4</b> Buses		<b>Class 10</b> Six or more axle, single trailer	
<b>Class 5</b> Two axle, six tire, single unit		<b>Class 11</b> Five or less axle, multi-trailer	
<b>Class 6</b> Three axle, single unit		<b>Class 12</b> Six axle, multi-trailer	
		<b>Class 13</b> Seven or more axle, multi-trailer	

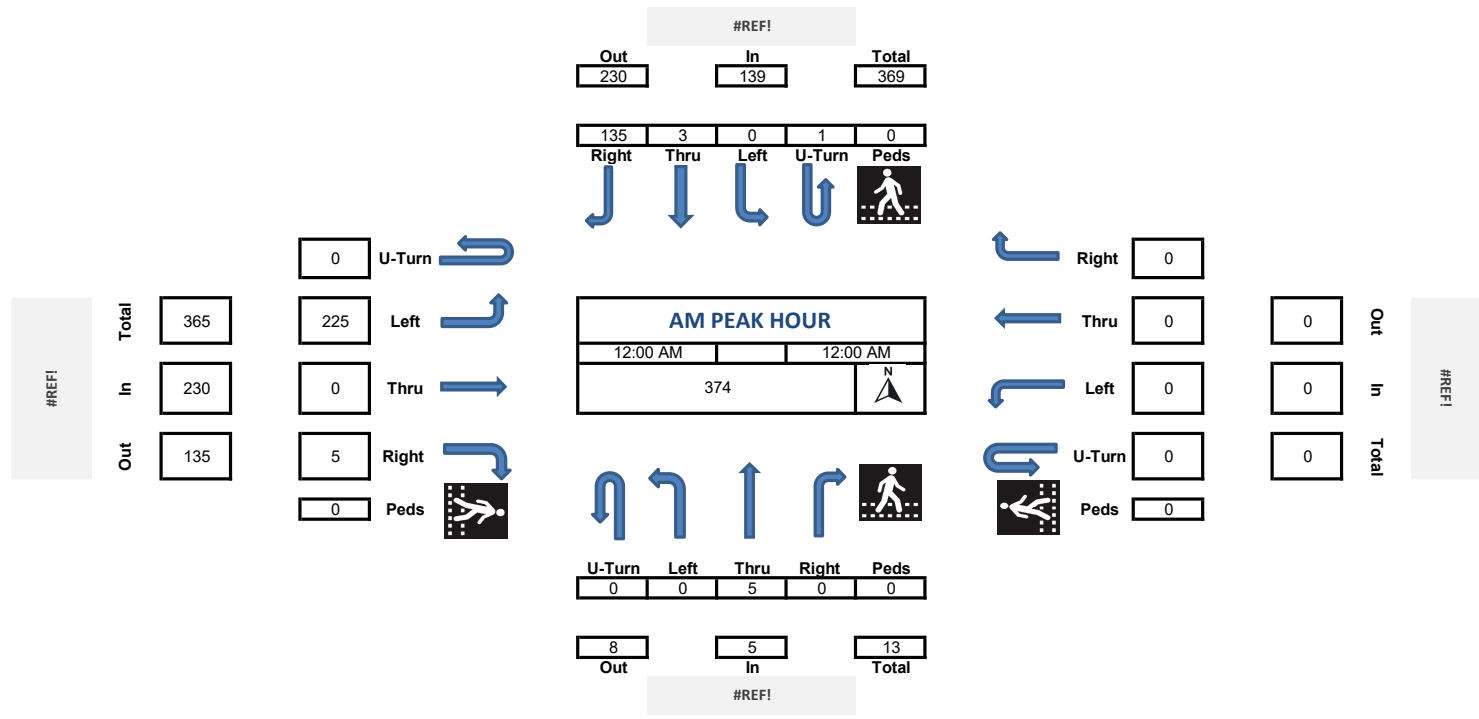
**MINNESOTA DEPARTMENT of TRANSPORTATION**

Metro District Traffic Engineering  
Program Support






**METRO TRAFFIC DATA COLLECTION UNIT**  
**TURN MOVEMENT COUNTS**

Intersection: #REF!																											
City: #REF!																											
County: #REF!																											
Ref.Pt.: #REF!																											
Start Date: #REF!																											
Road Name	#REF!						#REF!						#REF!						#REF!								
Direction	South Bound						West Bound						North Bound						East Bound						Int. Total	Peds Total	
Start Time	U Turns	Left Turns	Straight Through	Right Turns	EB Ped Crossings	WB Ped Crossings	U Turns	Left Turns	Straight Through	Right Turns	NB Ped Crossings	SB Ped Crossings	U Turns	Left Turns	Straight Through	Right Turns	EB Ped Crossings	WB Ped Crossings	U Turns	Left Turns	Straight Through	Right Turns	NB Ped Crossings	SB Ped Crossings			
6:00 AM	0	0	1	18	0	0	0	0	0	0	0	0	0	0	0	0	0	0	0	0	8	0	0	0	0	27	0
6:15 AM	0	0	0	13	0	0	0	0	0	0	0	0	0	0	1	0	0	0	0	0	10	0	0	0	0	24	0
6:30 AM	0	0	0	30	0	0	0	0	0	0	0	0	0	0	1	0	0	0	0	0	12	0	0	0	0	43	0
6:45 AM	0	0	0	21	0	0	0	0	0	0	0	0	0	0	0	0	0	0	0	0	19	0	0	0	0	40	0
Hourly Total	0	0	1	82	0	0	0	0	0	0	0	0	0	0	2	0	0	0	0	0	49	0	0	0	0	134	0
7:00 AM	0	0	0	18	0	0	0	0	0	0	0	0	0	0	0	0	0	0	0	0	19	0	0	0	0	37	0
7:15 AM	0	0	0	37	0	0	0	0	0	0	0	0	0	0	0	0	0	0	0	0	26	0	0	0	0	63	0
7:30 AM	0	0	0	42	0	0	0	0	0	0	0	0	0	1	0	0	0	0	0	0	30	0	0	0	0	73	0
7:45 AM	0	0	0	46	0	0	0	0	0	0	0	0	0	0	0	0	0	0	0	0	45	0	0	0	0	91	0
Hourly Total	0	0	0	143	0	0	0	0	0	0	0	0	0	1	0	0	0	0	0	0	120	0	0	0	0	264	0
8:00 AM	0	0	0	42	0	0	0	0	0	0	0	0	0	0	0	0	0	0	0	0	56	0	0	0	0	98	0
8:15 AM	0	0	1	36	0	0	0	0	0	0	0	0	0	1	0	0	0	0	0	0	42	0	0	0	0	80	0
8:30 AM	0	0	0	44	0	0	0	0	0	0	0	0	0	1	2	0	0	0	0	0	51	0	0	0	0	98	0
8:45 AM	0	0	0	36	0	0	0	0	0	0	0	0	1	0	1	0	0	0	0	0	52	0	0	0	0	90	0
Hourly Total	0	0	1	158	0	0	0	0	0	0	0	0	1	2	3	0	0	0	0	0	201	0	0	0	0	366	0
9:00 AM	0	0	0	24	0	0	0	0	0	0	0	0	0	1	1	0	0	0	0	0	38	0	0	0	0	63	0
9:15 AM	0	0	1	22	0	0	0	0	0	0	0	0	0	1	3	0	0	0	0	0	57	0	0	0	0	84	0
9:30 AM	0	0	2	40	0	0	0	0	0	0	0	0	0	0	0	0	0	0	0	0	36	0	0	0	0	78	0
9:45 AM	0	0	0	29	0	0	0	0	0	0	0	0	0	0	3	0	0	0	0	0	52	0	1	0	0	85	0
Hourly Total	0	0	3	115	0	0	0	0	0	0	0	0	0	2	6	0	0	0	0	0	183	0	1	0	0	310	0
9:00 AM	0	0	0	24	0	0	0	0	0	0	0	0	0	0	0	0	0	0	0	0	45	0	0	0	0	69	0
9:15 AM	0	0	0	26	0	0	0	0	0	0	0	0	0	0	0	0	0	0	0	0	40	0	0	0	0	66	0
9:30 AM	0	0	1	30	0	0	0	0	0	0	0	0	0	0	2	0	0	0	0	0	36	0	1	0	0	70	0
9:45 AM	0	0	0	32	0	0	0	0	0	0	0	0	0	0	2	0	0	0	0	0	41	0	0	0	0	75	0
Hourly Total	0	0	1	112	0	0	0	0	0	0	0	0	0	0	4	0	0	0	0	0	162	0	1	0	0	280	0
10:00 AM	0	0	1	26	0	0	0	0	0	0	0	0	0	1	0	0	0	0	0	0	30	0	1	0	0	59	0
10:15 AM	0	0	1	19	0	0	0	0	0	0	0	0	0	3	3	0	0	0	0	0	63	0	1	0	0	90	0
10:30 AM	0	0	0	23	0	0	0	0	0	0	0	0	0	2	2	0	0	0	0	0	50	0	5	0	0	82	0
10:45 AM	1	0	1	34	0	0	0	0	0	0	0	0	0	0	2	0	0	0	0	0	58	0	1	0	0	97	0
Hourly Total	1	0	3	102	0	0	0	0	0	0	0	0	0	6	7	0	0	0	0	0	201	0	8	0	0	328	0
11:00 AM	0	0	0	40	0	0	0	0	0	0	0	0	0	0	2	0	0	0	0	0	57	0	0	0	0	99	0
11:15 AM	0	0	1	30	0	0	0	0	0	0	0	0	0	0	1	0	0	0	0	0	48	0	3	0	0	83	0
11:30 AM	0	0	1	31	0	0	0	0	0	0	0	0	0	0	0	0	0	0	0	0	62	0	1	0	0	95	0
11:45 AM	0	0	0	30	0	0	0	0	0	0	0	0	0	0	4	0	0	0	0	0	73	0	0	0	0	107	0
Hourly Total	0	0	2	131	0	0	0	0	0	0	0	0	0	0	7	0	0	0	0	0	240	0	4	0	0	384	0
1:00 PM	0	0	0	42	0	0	0	0	0	0	0	0	0	1	1	0	0	0	0	0	60	0	0	0	0	104	0
1:15 PM	0	0	1	31	0	0	0	0	0	0	0	0	0	0	2	0	0	0	0	0	63	0	1	0	0	98	0
1:30 PM	0	0	0	33	0	0	0	0	0	0	0	0	0	0	1	0	0	0	0	0	45	0	0	0	0	79	0
1:45 PM	0	0	0	33	0	0	0	0	0	0	0	0	0	0	1	0	0	0	0	0	61	0	1	0	0	96	0
Hourly Total	0	0	1	139	0	0	0	0	0	0	0	0	0	1	5	0	0	0	0	0	229	0	2	0	0	377	0
2:00 PM	0	0	3	33	0	0	0	0	0	0	0	0	0	0	1	0	0	0	0	0	54	0	1	0	0	92	0
2:15 PM	0	0	0	24	0	0	0	0	0	0	0	0	0	0	0	0	0	0	0	0	55	0	0	0	0	79	0
2:30 PM	0	0	0	34	0	0	0	0	0	0	0	0	0	0	1	0	0	0	0	0	47	0	0	0	0	82	0
2:45 PM	0	0	1	32	0	0	0	0	0	0	0	0	0	0	2	0	0	0	0	0	75	0	0	0	0	110	0
Hourly Total	0	0	4	123	0	0	0	0	0	0	0	0	0	0	4	0	0	0	0	0	231	0	1	0	0	363	0
3:00 PM	0	0	0	2	38	0	0	0	0	0	0	0	0	0	1	2	0	0	0	0	82	0	0	0	0	125	0






3:15 PM	0	0	1	28	0	0	0	0	0	0	0	0	0	0	0	0	0	0	71	0	0	0	0	100	0	
3:30 PM	0	0	0	46	0	0	0	0	0	0	0	0	0	0	0	0	0	0	79	0	0	0	0	125	0	
3:45 PM	0	0	1	28	0	0	0	0	0	0	0	0	0	0	0	0	0	0	85	0	2	0	0	118	0	
Hourly Total	0	0	4	140	0	0	0	0	0	0	0	0	0	0	1	4	0	0	0	0	0	0	0	468	0	
4:00 PM	0	0	1	38	0	0	0	0	0	0	0	0	0	0	0	0	0	0	76	0	0	0	0	115	0	
4:15 PM	0	0	1	35	0	0	0	0	0	0	0	0	0	0	0	0	0	0	94	0	5	0	0	135	0	
4:30 PM	0	0	1	27	0	0	0	0	0	0	0	0	0	0	0	0	0	0	99	0	1	0	0	128	0	
4:45 PM	0	0	0	28	0	0	0	0	0	0	0	0	0	0	0	0	0	0	102	0	0	0	0	131	0	
Hourly Total	0	0	3	128	0	0	0	0	0	0	0	0	0	0	0	1	0	0	0	0	0	0	0	509	0	
5:00 PM	0	0	3	42	0	0	0	0	0	0	0	0	0	0	0	1	0	0	0	0	0	0	0	153	0	
5:15 PM	0	0	0	27	0	0	0	0	0	0	0	0	0	0	1	0	0	0	0	0	0	0	0	126	0	
5:30 PM	0	0	0	33	0	0	0	0	0	0	0	0	0	0	1	0	0	0	0	0	1	0	0	126	0	
5:45 PM	0	0	0	27	0	0	0	0	0	0	0	0	0	0	0	0	0	0	0	0	0	0	0	123	0	
Hourly Total	0	0	3	129	0	0	0	0	0	0	0	0	0	0	1	2	0	0	0	0	0	0	0	528	0	
TOTAL	1	0	26	1502	0	0	0	0	0	0	0	0	0	1	14	45	0	0	0	2696	0	26	0	0	4311	0
Cars+	1	0	26	1474			0	0	0	0			1	14	45	0			0	2651	0	26				
Trucks	0	0	0	28			0	0	0	0			0	0	0	0			0	45	0	0			73	
% Trucks	0.0	0.0	0.0	1.9			0.0	0.0	0.0	0.0			0.0	0.0	0.0	0.0			0.0	1.7	0.0	0.0			1.7	









#REF!	
Out	Total
	540
In	408
Out	132

0	U-Turn	
402	Left	
0	Thru	
6	Right	
0	Peds	

#REF!		
Out	In	Total
404	137	541






132	5	0	0	0
Right	Thru	Left	U-Turn	Peds
				

PM PEAK HOUR	
4:15 PM	5:15 PM
547	
	

				
U-Turn	Left	Thru	Right	Peds
0	0	2	0	0

11	2	13
Out	In	Total

#REF!

	Right	0
	Thru	0
	Left	0
	U-Turn	0
	Peds	0

0	Out
0	In
0	Total

#REF!