

MINNESOTA DEPARTMENT of TRANSPORTATION

Metro District Traffic Engineering

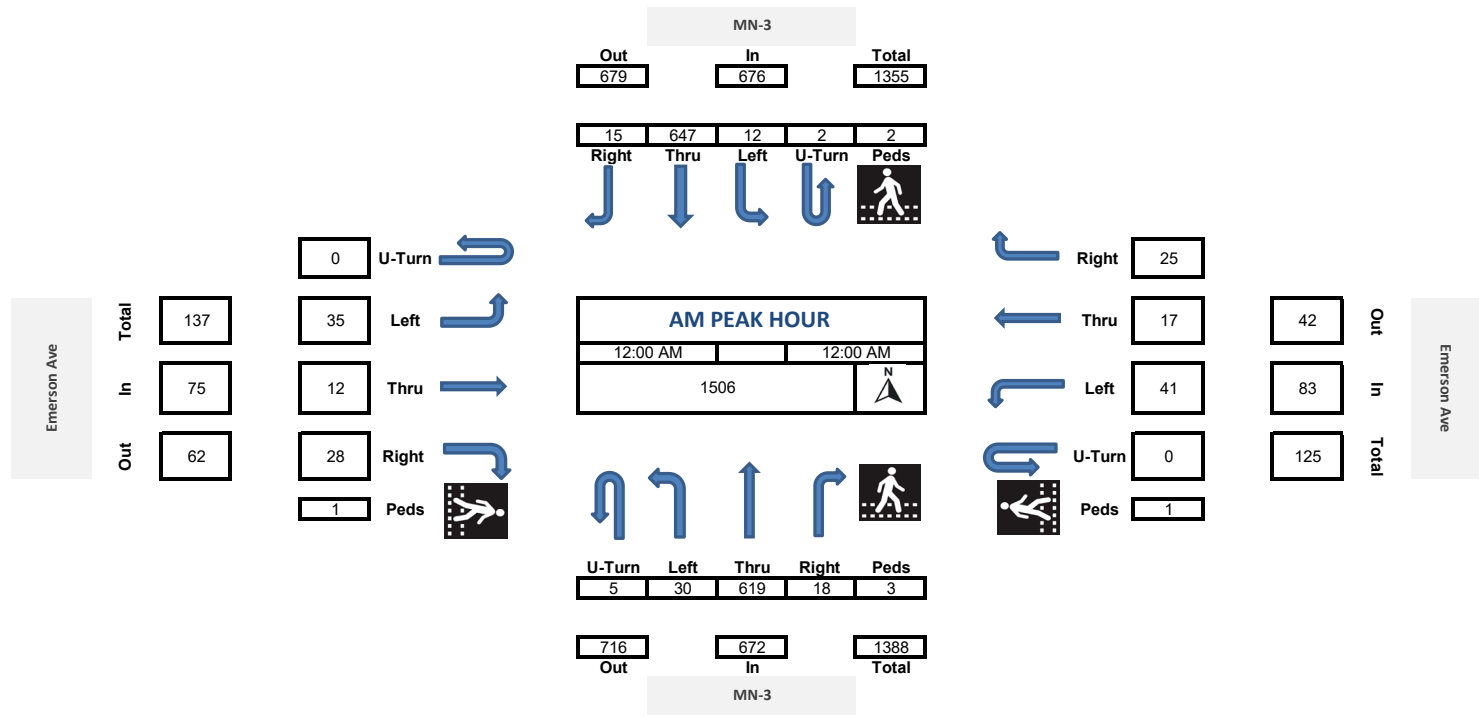
Program Support

METRO TRAFFIC DATA COLLECTION UNIT

TURN MOVEMENT COUNTS






Intersection: MN3 at Emerson Ave_2024																											
City: West St Paul																											
County:																											
Ref.Pt.:																											
Start Date: 1/17/2024																											
Road Name	MN-3						Emerson Ave						MN-3						Emerson Ave						Int. Total	Peds Total	
Direction	South Bound						West Bound						North Bound						East Bound								
Start Time	U Turns	Left Turns	Straight Through	Right Turns	EB Ped Crossings	WB Ped Crossings	U Turns	Left Turns	Straight Through	Right Turns	NB Ped Crossings	SB Ped Crossings	U Turns	Left Turns	Straight Through	Right Turns	EB Ped Crossings	WB Ped Crossings	U Turns	Left Turns	Straight Through	Right Turns	NB Ped Crossings	SB Ped Crossings			
6:00 AM	0	1	29	0	0	0	0	3	0	0	0	2	0	2	24	0	0	0	0	0	2	1	1	0	0	63	2
6:15 AM	0	0	31	0	0	0	0	0	0	1	0	0	0	5	37	2	0	0	0	0	1	1	3	0	0	81	0
6:30 AM	0	0	57	3	0	0	0	6	2	2	0	0	0	1	46	2	0	0	0	0	6	0	7	0	0	132	0
6:45 AM	0	1	49	2	0	0	0	4	4	2	0	0	0	2	47	2	0	0	0	0	5	2	4	0	0	124	0
Hourly Total	0	2	166	5	0	0	0	13	6	5	0	2	0	10	154	6	0	0	0	0	14	4	15	0	0	400	2
7:00 AM	0	2	68	4	0	0	0	4	3	6	0	0	0	1	69	3	0	0	0	0	7	6	4	0	0	177	0
7:15 AM	0	6	75	3	2	0	0	6	5	4	0	0	0	2	72	3	2	0	0	0	4	6	7	0	1	193	1
7:30 AM	0	7	114	5	0	0	0	13	6	3	0	0	0	4	123	7	0	0	0	0	4	7	7	0	1	300	1
7:45 AM	0	2	101	5	0	0	0	10	9	5	0	0	0	3	130	11	0	0	0	0	12	4	10	0	1	302	1
Hourly Total	0	17	358	17	2	0	0	33	23	18	0	0	0	10	394	24	2	0	0	0	27	23	28	0	3	972	3
8:00 AM	0	4	114	5	0	1	0	4	5	3	1	0	1	3	132	6	0	0	0	0	7	2	9	0	0	295	1
8:15 AM	0	6	105	4	0	0	0	8	1	1	0	0	0	3	134	10	0	0	0	0	12	4	8	0	1	296	1
8:30 AM	0	6	131	9	0	0	0	7	4	6	0	0	1	2	104	2	0	0	0	0	5	2	9	0	1	288	1
8:45 AM	0	2	109	4	0	0	0	3	2	12	0	0	1	4	103	4	0	0	0	0	5	4	3	0	1	256	1
Hourly Total	0	18	459	22	0	1	0	22	12	22	1	0	3	12	473	22	0	0	0	0	29	12	29	0	3	1135	4
9:00 AM	1	6	88	4	2	0	0	10	4	6	2	2	0	3	96	13	0	0	0	0	3	3	10	0	0	247	2
9:15 AM	2	6	108	3	0	0	0	2	2	1	0	0	2	2	112	11	0	0	0	0	6	0	6	0	0	263	0
9:30 AM	0	1	106	2	0	0	0	5	1	5	0	0	5	0	114	8	0	0	0	0	6	0	5	0	1	258	1
9:45 AM	0	3	115	6	0	0	0	13	1	5	0	0	0	3	113	9	1	0	0	0	17	8	15	0	1	308	1
Hourly Total	3	16	417	15	2	0	0	30	8	17	2	2	7	8	435	41	1	0	0	0	32	11	36	0	2	1076	4
10:00 AM	1	1	132	2	0	0	0	9	2	4	0	0	0	5	124	6	0	0	0	0	6	4	4	1	0	300	0
10:15 AM	0	3	116	0	0	1	0	7	6	2	3	1	0	3	135	4	0	0	0	0	7	0	4	0	0	287	2
10:30 AM	0	4	124	0	0	0	0	7	4	5	0	0	1	5	118	10	0	0	0	0	8	4	5	0	0	295	0
10:45 AM	0	6	132	4	0	0	0	8	3	5	0	0	3	7	116	4	1	0	0	0	6	7	6	0	0	307	0
Hourly Total	1	14	504	6	0	1	0	31	15	16	3	1	4	20	493	24	1	0	0	0	27	15	19	1	0	1189	2
11:00 AM	0	4	122	5	0	0	0	11	2	7	0	0	1	7	119	10	0	0	0	0	9	4	7	0	0	308	0
11:15 AM	1	7	128	1	0	0	0	11	2	7	0	0	0	6	149	6	0	0	0	0	11	3	5	0	0	337	0
11:30 AM	1	4	147	5	0	0	0	4	2	3	0	0	1	8	154	7	0	0	0	0	8	1	4	0	0	349	0
11:45 AM	0	2	174	1	0	0	0	8	6	7	0	0	1	14	149	6	0	0	0	0	10	5	8	0	0	391	0
Hourly Total	2	17	571	12	0	0	0	34	12	24	0	0	3	35	571	29	0	0	0	0	38	13	24	0	0	1385	0
12:00 PM	1	3	163	3	1	0	0	10	6	7	0	0	1	7	155	1	1	0	0	0	6	3	9	0	0	375	0
12:15 PM	1	4	179	2	0	0	0	13	3	11	0	0	2	4	145	6	1	1	0	0	11	1	5	0	0	387	1
12:30 PM	0	3	131	9	1	0	0	10	2	0	0	1	1	5	170	5	0	0	0	0	8	3	6	0	1	353	2
12:45 PM	2	3	155	4	0	0	0	10	5	2	0	0	0	9	176	6	1	0	0	0	10	2	11	0	1	395	1
Hourly Total	4	13	628	18	2	0	0	43	16	20	0	1	4	25	646	18	3	1	0	0	35	9	31	0	2	1510	4
1:00 PM	2	3	152	3	0	0	0	7	7	8	0	0	1	5	157	9	0	0	0	0	9	3	6	0	1	372	1
1:15 PM	0	6	151	7	0	0	0	11	3	5	1	1	1	6	155	7	0	0	0	0	11	4	9	0	0	376	1
1:30 PM	1	6	135	3	0	0	0	12	6	7	0	0	0	9	130	5	0	0	0	0	5	12	4	1	1	335	1
1:45 PM	1	2	157	8	0	0	0	15	5	4	0	1	1	7	163	8	0	1	1	0	15	9	4	0	0	399	2
Hourly Total	4	17	595	21	0	0	0	45	21	24	1	2	3	27	605	29	0	1	1	0	40	28	23	1	2	1482	5
2:00 PM	0	7	153	9	0	0	0	10	5	6	0	0	2	19	157	6	0	0	0	0	8	7	4	0	0	393	0
2:15 PM	3	4	145	8	0	0	0	8	2	5	0	0	0	4	191	7	0	0	0	0	11	8	10	1	0	406	0
2:30 PM	0	3	189	6	0	0	0	6	6	7	0	0	1	4	168	9	0	1	0	0	6	5	2	0	0	412	1
2:45 PM	1	3	177	5	0	1	0	5	8	10	2	0	1	9	183	16	0	0	0	0	12	6	6	0	0	442	1
Hourly Total	4	17	664	28	0	1	0	29	21	28	2	0	4	36	699	38	0	1	0	0	37	26	22	1	0	1653	2
3:00 PM	0	4	161	2	0	0	0	13	10	2	0	0	2	10	185	10	0	0	0	0	17	8	5	0	0	429	0

3:15 PM	0	5	185	10	0	0	0	10	8	6	1	0	0	11	198	11	0	0	0	10	4	7	1	0	465	0
3:30 PM	0	3	190	13	0	0	0	12	8	6	0	0	0	10	161	13	0	0	0	15	11	13	0	0	455	0
3:45 PM	1	3	213	6	0	0	0	22	4	5	0	0	1	6	202	12	0	0	0	15	8	5	0	4	503	4
Hourly Total	1	15	749	31	0	0	0	57	30	19	1	0	3	37	746	46	0	0	0	57	31	30	1	4	1852	4
4:00 PM	1	7	173	8	0	0	0	5	14	2	0	0	4	9	211	9	0	0	0	12	9	6	0	2	470	2
4:15 PM	3	2	198	5	0	0	0	14	8	3	1	0	3	8	205	8	0	0	0	13	5	13	2	1	488	1
4:30 PM	0	3	205	7	0	0	0	12	9	3	0	1	0	13	219	14	0	0	0	14	10	9	0	0	518	1
4:45 PM	0	5	198	11	0	0	0	11	11	7	0	0	1	8	194	7	0	0	0	13	6	11	2	1	483	1
Hourly Total	4	17	774	31	0	0	0	42	42	15	1	1	8	38	829	38	0	0	0	52	30	39	4	4	1959	5
5:00 PM	2	3	197	6	0	0	0	7	10	9	1	0	0	12	192	10	0	0	0	11	11	3	0	0	473	0
5:15 PM	0	2	195	10	0	0	0	7	6	4	0	1	1	8	191	11	0	0	0	12	6	8	0	0	461	1
5:30 PM	0	6	181	10	0	0	0	9	8	6	0	0	0	6	189	9	0	0	0	12	14	7	0	0	457	0
5:45 PM	0	3	147	4	0	0	0	10	12	7	0	0	1	12	188	11	0	0	0	9	18	11	0	0	433	0
Hourly Total	2	14	720	30	0	0	0	33	36	26	1	1	2	38	760	41	0	0	0	44	49	29	0	0	1824	1
TOTAL	25	177	6605	236	6	3	0	412	242	234	12	10	41	296	6805	356	7	3	0	432	251	325	8	20	16437	69
Cars+	25	175	6470	228			0	406	226	232			41	285	6656	353			0	427	246	316				
Trucks	0	2	135	8			0	6	16	2			0	11	149	3			0	5	5	9			351	
% Trucks	0.0	1.1	2.0	3.4			0.0	1.5	6.6	0.9			0.0	3.7	2.2	0.8			0.0	1.2	2.0	2.8			2.1	









Emerson Ave






Total	216
In	119
Out	97

0	U-Turn	
54	Left	
32	Thru	
33	Right	
9	Peds	






MN-3		
Out	In	Total
904	835	1739

26	789	15	5	0
Right	Thru	Left	U-Turn	Peds
				

PM PEAK HOUR		
3:45 PM		4:45 PM
1979		

				
U-Turn	Left	Thru	Right	Peds
8	36	837	43	0

875	924	1799
Out	In	Total
MN-3		

	Right	13
	Thru	35
	Left	53
	U-Turn	0
	Peds	2

Out	90
In	101
Total	191

Emerson Ave