



Turning Movement Count

SRF Consulting Group

3701 Wayzata Blvd, Suite 100, Minneapolis, MN 55416

Intersection: CSAH 60 (185th Street) & Kenrick Avenue

Date: 10/2/2024

| Start Time | West 185th Street EB | | | | | W Leg Peds | West 185th Street WB | | | | | E Leg Peds | Kenrick Avenue NB | | | | S Leg Peds | Kenrick Avenue SB | | | | N Leg Peds | 15 min Veh. Total | 15 min Ped Total |
|---------------|----------------------|--------------|--------------|--------------|----------|------------|----------------------|--------------|--------------|----------|----------|--------------|-------------------|--------------|----------|----------|--------------|-------------------|--------------|----------|---------------|------------|-------------------|------------------|
| | U | L | T | R | U | | L | T | R | U | L | | T | R | U | L | | T | R | | | | | |
| 5:00 | 1 | 2 | 14 | 6 | - | - | 1 | 16 | 1 | - | - | 5 | - | 1 | - | 1 | - | - | 2 | - | 50 | - | | |
| 5:15 | - | 6 | 20 | 5 | - | - | - | 35 | 3 | - | - | 13 | 1 | 5 | - | - | - | - | - | - | 88 | - | | |
| 5:30 | - | 1 | 23 | 7 | - | - | 2 | 40 | 1 | - | - | 12 | - | 5 | - | - | - | - | 6 | - | 97 | - | | |
| 5:45 | - | 3 | 37 | 17 | - | - | 4 | 51 | 4 | - | - | 21 | 2 | 7 | - | - | 1 | - | 1 | - | 148 | - | | |
| 6:00 | 1 | 7 | 29 | 6 | - | - | 7 | 61 | 3 | - | - | 29 | 8 | 14 | - | - | 1 | 1 | 7 | - | 174 | - | | |
| 6:15 | - | 6 | 44 | 15 | - | - | 5 | 94 | 1 | - | - | 41 | 4 | 20 | - | - | 3 | 1 | 10 | - | 244 | - | | |
| 6:30 | 1 | 8 | 68 | 15 | - | - | 8 | 104 | 7 | - | - | 43 | 4 | 23 | - | - | 2 | 3 | 9 | - | 295 | - | | |
| 6:45 | 1 | 17 | 99 | 17 | - | - | 3 | 93 | 15 | - | - | 37 | 13 | 30 | - | - | 8 | 3 | 12 | - | 348 | - | | |
| 7:00 | 1 | 18 | 136 | 24 | - | - | 9 | 159 | 19 | - | - | 43 | 5 | 38 | - | - | 12 | 3 | 23 | - | 490 | - | | |
| 7:15 | - | 22 | 136 | 22 | - | - | 15 | 155 | 14 | - | - | 45 | 5 | 56 | - | - | 17 | 3 | 23 | - | 513 | - | | |
| 7:30 | 3 | 15 | 161 | 33 | - | 1 | 13 | 167 | 5 | - | 1 | 87 | 14 | 69 | - | - | 5 | 8 | 17 | - | 599 | - | | |
| 7:45 | - | 33 | 150 | 28 | - | 1 | 20 | 124 | 20 | - | - | 64 | 11 | 86 | - | - | 9 | 2 | 23 | - | 571 | - | | |
| 8:00 | 2 | 19 | 133 | 19 | - | 1 | 14 | 134 | 18 | - | 1 | 46 | 9 | 37 | - | - | 11 | 4 | 23 | - | 471 | - | | |
| 8:15 | - | 25 | 109 | 10 | - | - | 17 | 97 | 15 | - | - | 39 | 17 | 27 | - | - | 10 | 3 | 18 | - | 387 | - | | |
| 8:30 | - | 19 | 109 | 21 | - | - | 10 | 124 | 13 | - | - | 31 | 14 | 28 | - | - | 14 | 6 | 29 | - | 418 | - | | |
| 8:45 | 1 | 30 | 91 | 18 | - | - | 17 | 104 | 20 | 1 | - | 42 | 18 | 40 | - | - | 21 | 3 | 28 | - | 433 | 1 | | |
| 9:00 | - | 27 | 95 | 11 | - | - | 6 | 88 | 19 | - | - | 24 | 21 | 33 | - | - | 20 | 6 | 41 | - | 391 | - | | |
| 9:15 | - | 22 | 83 | 20 | - | 3 | 17 | 111 | 20 | - | - | 30 | 17 | 30 | - | - | 23 | 5 | 27 | - | 408 | - | | |
| 9:30 | - | 23 | 70 | 16 | - | - | 15 | 85 | 17 | - | - | 29 | 16 | 22 | - | - | 14 | 8 | 33 | - | 348 | - | | |
| 9:45 | 3 | 19 | 95 | 12 | - | 2 | 11 | 85 | 26 | - | - | 23 | 16 | 31 | - | - | 28 | 6 | 31 | - | 388 | - | | |
| 10:00 | 2 | 22 | 68 | 15 | - | 2 | 11 | 84 | 19 | - | - | 19 | 19 | 15 | - | - | 25 | 14 | 26 | - | 341 | - | | |
| 10:15 | 1 | 21 | 71 | 23 | - | 1 | 19 | 83 | 20 | - | - | 34 | 23 | 27 | - | - | 24 | 10 | 31 | - | 388 | - | | |
| 10:30 | 2 | 27 | 83 | 13 | - | 1 | 11 | 93 | 21 | - | - | 23 | 14 | 21 | - | - | 24 | 7 | 52 | - | 392 | - | | |
| 10:45 | - | 31 | 96 | 18 | - | - | 14 | 84 | 25 | - | - | 31 | 30 | 20 | - | - | 19 | 5 | 37 | - | 410 | - | | |
| 11:00 | 2 | 26 | 65 | 13 | - | 1 | 13 | 91 | 11 | - | - | 30 | 35 | 34 | - | - | 31 | 10 | 45 | - | 407 | - | | |
| 11:15 | - | 34 | 79 | 13 | - | - | 23 | 101 | 21 | - | - | 39 | 27 | 20 | - | - | 29 | 13 | 54 | - | 453 | - | | |
| 11:30 | 2 | 49 | 91 | 15 | - | - | 27 | 104 | 23 | - | - | 30 | 37 | 22 | - | - | 24 | 16 | 42 | - | 482 | - | | |
| 11:45 | - | 44 | 77 | 25 | - | 1 | 20 | 89 | 23 | - | - | 29 | 29 | 26 | - | - | 29 | 12 | 49 | - | 453 | - | | |
| 12:00 | - | 43 | 84 | 19 | - | 1 | 19 | 78 | 37 | - | - | 35 | 39 | 32 | - | - | 38 | 30 | 68 | - | 523 | - | | |
| 12:15 | - | 47 | 100 | 17 | - | - | 20 | 107 | 30 | - | - | 37 | 39 | 39 | - | - | 38 | 20 | 63 | - | 557 | - | | |
| 12:30 | 1 | 46 | 81 | 10 | - | - | 25 | 102 | 28 | - | - | 27 | 30 | 29 | - | - | 39 | 20 | 70 | - | 508 | - | | |
| 12:45 | - | 58 | 80 | 23 | - | - | 19 | 90 | 23 | - | - | 29 | 22 | 26 | - | - | 44 | 17 | 62 | - | 493 | - | | |
| 13:00 | - | 37 | 73 | 25 | - | - | 28 | 95 | 22 | - | - | 27 | 22 | 27 | - | - | 51 | 10 | 81 | - | 498 | - | | |
| 13:15 | - | 30 | 88 | 27 | - | - | 15 | 90 | 14 | - | - | 34 | 20 | 18 | - | - | 36 | 18 | 65 | - | 455 | - | | |
| 13:30 | 3 | 39 | 91 | 29 | - | - | 33 | 105 | 11 | - | - | 20 | 19 | 23 | - | - | 36 | 10 | 54 | - | 473 | - | | |
| 13:45 | - | 40 | 105 | 49 | - | - | 16 | 100 | 25 | - | - | 38 | 26 | 52 | - | - | 28 | 10 | 42 | - | 531 | - | | |
| 14:00 | - | 26 | 92 | 31 | - | - | 15 | 85 | 21 | - | - | 28 | 14 | 36 | - | - | 38 | 13 | 49 | - | 448 | - | | |
| 14:15 | 2 | 53 | 126 | 24 | - | - | 25 | 95 | 20 | - | - | 45 | 20 | 23 | - | - | 44 | 22 | 51 | - | 550 | - | | |
| 14:30 | 1 | 30 | 130 | 33 | - | - | 23 | 112 | 24 | - | - | 33 | 24 | 31 | - | - | 35 | 9 | 54 | - | 539 | - | | |
| 14:45 | - | 53 | 131 | 29 | - | - | 19 | 112 | 25 | - | - | 45 | 20 | 28 | - | - | 37 | 10 | 67 | - | 576 | - | | |
| 15:00 | - | 43 | 126 | 29 | - | 1 | 16 | 115 | 19 | - | - | 50 | 27 | 25 | - | - | 45 | 16 | 58 | - | 570 | - | | |
| 15:15 | 1 | 37 | 137 | 24 | - | - | 21 | 145 | 30 | - | - | 32 | 30 | 23 | - | - | 37 | 11 | 67 | - | 595 | - | | |
| 15:30 | 1 | 53 | 137 | 32 | - | - | 21 | 131 | 25 | - | - | 45 | 30 | 36 | - | - | 44 | 16 | 57 | - | 628 | - | | |
| 15:45 | 3 | 68 | 175 | 46 | - | 1 | 25 | 146 | 43 | - | - | 47 | 24 | 42 | - | - | 46 | 18 | 69 | - | 753 | - | | |
| 16:00 | - | 57 | 154 | 24 | - | 1 | 32 | 155 | 29 | - | - | 42 | 24 | 41 | - | - | 66 | 13 | 80 | - | 718 | - | | |
| 16:15 | 1 | 54 | 165 | 34 | - | - | 29 | 155 | 34 | - | - | 50 | 29 | 44 | - | - | 45 | 24 | 76 | - | 740 | - | | |
| 16:30 | 1 | 56 | 177 | 38 | - | 2 | 21 | 145 | 25 | - | - | 58 | 30 | 41 | - | - | 58 | 20 | 64 | - | 736 | - | | |
| 16:45 | - | 46 | 163 | 49 | - | - | 37 | 129 | 33 | - | - | 73 | 36 | 48 | - | - | 56 | 20 | 76 | - | 766 | - | | |
| 17:00 | - | 58 | 163 | 35 | - | - | 35 | 156 | 32 | - | - | 52 | 33 | 37 | - | - | 60 | 18 | 61 | - | 740 | - | | |
| 17:15 | - | 65 | 154 | 33 | - | 1 | 38 | 128 | 40 | - | - | 46 | 35 | 38 | - | - | 54 | 16 | 81 | - | 729 | - | | |
| 17:30 | 2 | 54 | 164 | 30 | - | 1 | 39 | 144 | 38 | - | - | 47 | 28 | 39 | - | - | 54 | 20 | 76 | - | 736 | - | | |
| 17:45 | 1 | 48 | 133 | 31 | - | - | 40 | 109 | 43 | - | - | 54 | 33 | 40 | - | - | 51 | 16 | 65 | - | 664 | - | | |
| 18:00 | 1 | 47 | 134 | 35 | - | 1 | 40 | 128 | 43 | - | - | 35 | 27 | 29 | - | - | 59 | 13 | 60 | - | 652 | - | | |
| 18:15 | 3 | 51 | 103 | 28 | - | 1 | 25 | 88 | 41 | - | - | 44 | 26 | 34 | - | - | 42 | 12 | 69 | - | 567 | - | | |
| 18:30 | - | 37 | 123 | 23 | - | - | 16 | 85 | 38 | - | - | 50 | 35 | 41 | - | - | 46 | 21 | 74 | - | 589 | - | | |
| 18:45 | - | 37 | 91 | 33 | - | - | 25 | 73 | 36 | 1 | - | 35 | 29 | 43 | - | - | 51 | 14 | 60 | - | 527 | 1 | | |
| 19:00 | - | 28 | 80 | 23 | - | 1 | 21 | 93 | 41 | - | - | 33 | 24 | 43 | - | - | 60 | 21 | 70 | - | 538 | - | | |
| 19:15 | - | 31 | 89 | 20 | - | - | 12 | 86 | 23 | - | - | 36 | 19 | 34 | - | - | 54 | 10 | 44 | - | 458 | - | | |
| 19:30 | 1 | 21 | 97 | 12 | - | - | 18 | 70 | 24 | - | - | 27 | 19 | 27 | - | - | 38 | 14 | 53 | - | 421 | - | | |
| 19:45 | 2 | 32 | 69 | 17 | - | - | 10 | 70 | 20 | - | - | 22 | 20 | 23 | - | - | 47 | 9 | 41 | - | 382 | - | | |
| 20:00 | - | 23 | 65 | 10 | - | 1 | 16 | 86 | 19 | - | - | 29 | 18 | 26 | - | - | 34 | 10 | 41 | - | 378 | - | | |
| 20:15 | - | 19 | 62 | 16 | - | - | 9 | 57 | 17 | - | - | 22 | 14 | 25 | - | - | 34 | 10 | 55 | - | 340 | - | | |
| 20:30 | 1 | 30 | 65 | 19 | - | - | 9 | 61 | 16 | - | - | 24 | 8 | 18 | - | - | 27 | 9 | 39 | - | 326 | - | | |
| 20:45 | - | 20 | 58 | 13 | - | 1 | 6 | 56 | 11 | - | - | 11 | 11 | 8 | - | - | 23 | 10 | 43 | - | 271 | - | | |
| 21:00 | 1 | 16 | 51 | 13 | - | - | 9 | 44 | 15 | - | - | 33 | 4 | 14 | - | - | 12 | 8 | 33 | - | 253 | - | | |
| 21:15 | - | 14 | 35 | 14 | - | 1 | 5 | 34 | 7 | - | - | 27 | 9 | 11 | - | - | 18 | 4 | 22 | - | 201 | - | | |
| 21:30 | - | 11 | 36 | 8 | - | - | 7 | 41 | 2 | - | - | 20 | 3 | 10 | - | - | 19 | 4 | 26 | - | 187 | - | | |
| 21:45 | - | 10 | 36 | 6 | - | - | 5 | 32 | 6 | - | - | 11 | 4 | 4 | - | - | 8 | 5 | 14 | - | 141 | - | | |
| 22:00 | - | 5 | 27 | 4 | - | - | 8 | 17 | 3 | - | - | 14 | 2 | 12 | - | - | 17 | 3 | 32 | - | 144 | - | | |
| 22:15 | 1 | 4 | 19 | 9 | - | - | 3 | 18 | 1 | - | - | 11 | 3 | 9 | - | - | 5 | 1 | 7 | - | 91 | - | | |
| 22:30 | - | 2 | 23 | 5 | - | - | 2 | 20 | - | - | - | 6 | - | 2 | - | - | 2 | 2 | 9 | - | 73 | - | | |
| 22:45 | 1 | 5 | 14 | 1 | - | - | - | 7 | 2 | - | - | 7 | 1 | 6 | - | - | 2 | - | 8 | - | 54 | - | | |
| Total | 51 | 2,160 | 6,638 | 1,487 | - | 28 | 1,189 | 6,651 | 1,440 | 2 | 2 | 2,430 | 1,339 | 2,024 | - | 1 | 2,082 | 729 | 3,055 | - | 31,306 | 2 | | |
| Trucks | - | 1% | 2% | 6% | - | - | 2% | 2% | 1% | - | - | 6% | 1% | 2% | - | - | 1% | 1% | 1% | - | 2% | - | | |



Turning Movement Count

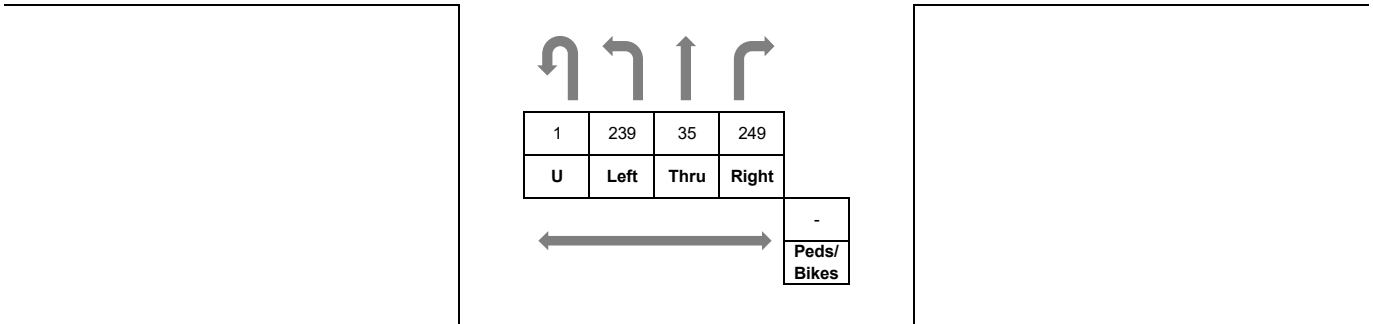
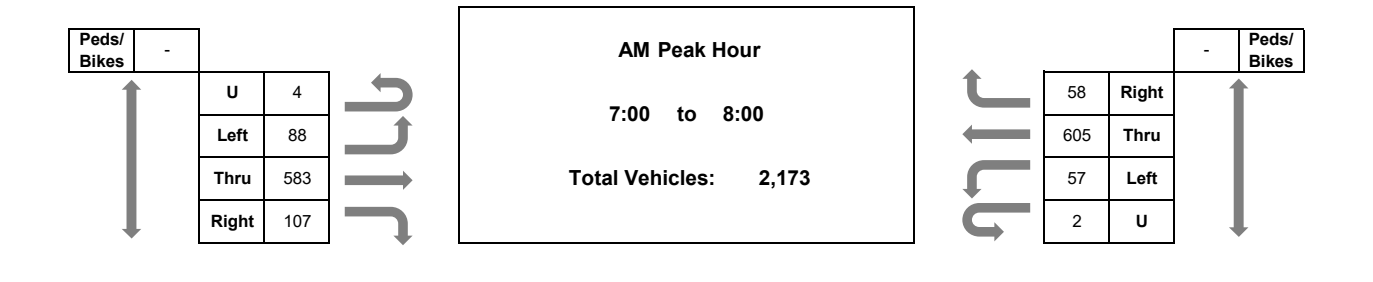
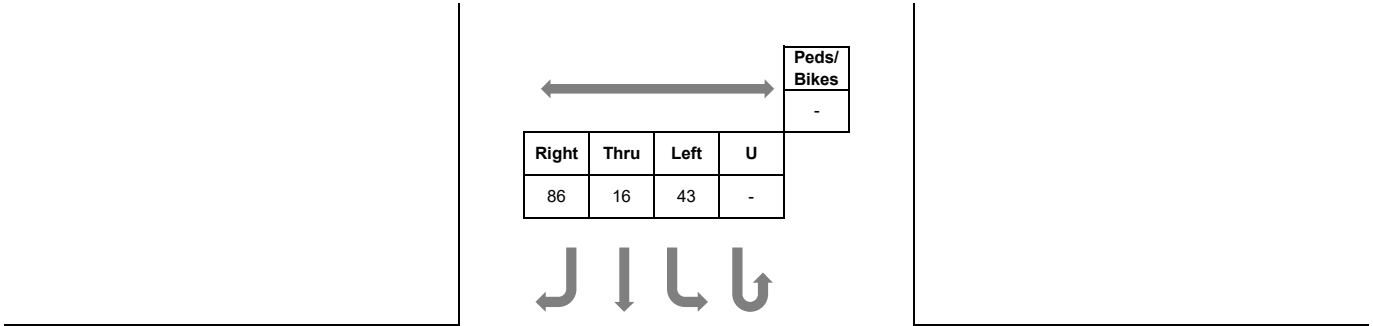
SRF Consulting Group

3701 Wayzata Blvd, Suite 100, Minneapolis, MN 55416

Intersection: CSAH 60 (185th Street) & Kenrick Avenue

Date: 10/2/2024

| Start Time | West 185th Street EB | | | | | W Leg Peds | West 185th Street WB | | | | | E Leg Peds | Kenrick Avenue NB | | | | S Leg Peds | Kenrick Avenue SB | | | | N Leg Peds | 15 min Veh. Total | 15 min Ped Total |
|---------------|----------------------|-----------|------------|------------|---|------------|----------------------|------------|-----------|---|----------|------------|-------------------|------------|---|---|------------|-------------------|-----------|---|--------------|------------|-------------------|------------------|
| | U | L | T | R | U | | L | T | R | U | L | | T | R | U | L | | T | R | | | | | |
| 7:00 | 1 | 18 | 136 | 24 | - | - | 9 | 159 | 19 | - | - | 43 | 5 | 38 | - | - | 12 | 3 | 23 | - | 490 | - | | |
| 7:15 | - | 22 | 136 | 22 | - | - | 15 | 155 | 14 | - | - | 45 | 5 | 56 | - | - | 17 | 3 | 23 | - | 513 | - | | |
| 7:30 | 3 | 15 | 161 | 33 | - | 1 | 13 | 167 | 5 | - | 1 | 87 | 14 | 69 | - | - | 5 | 8 | 17 | - | 599 | - | | |
| 7:45 | - | 33 | 150 | 28 | - | 1 | 20 | 124 | 20 | - | - | 64 | 11 | 86 | - | - | 9 | 2 | 23 | - | 571 | - | | |
| Total | 4 | 88 | 583 | 107 | - | 2 | 57 | 605 | 58 | - | 1 | 239 | 35 | 249 | - | - | 43 | 16 | 86 | - | 2,173 | - | | |
| PHF | 0.33 | 0.67 | 0.91 | 0.81 | | 0.50 | 0.71 | 0.91 | 0.73 | | 0.25 | 0.69 | 0.63 | 0.72 | | | 0.63 | 0.50 | 0.93 | | 0.91 | | | |
| Trucks | - | 5% | 4% | 3% | | - | 2% | 3% | - | | - | 9% | - | 1% | | | 7% | - | 5% | | 4% | | | |





Turning Movement Count

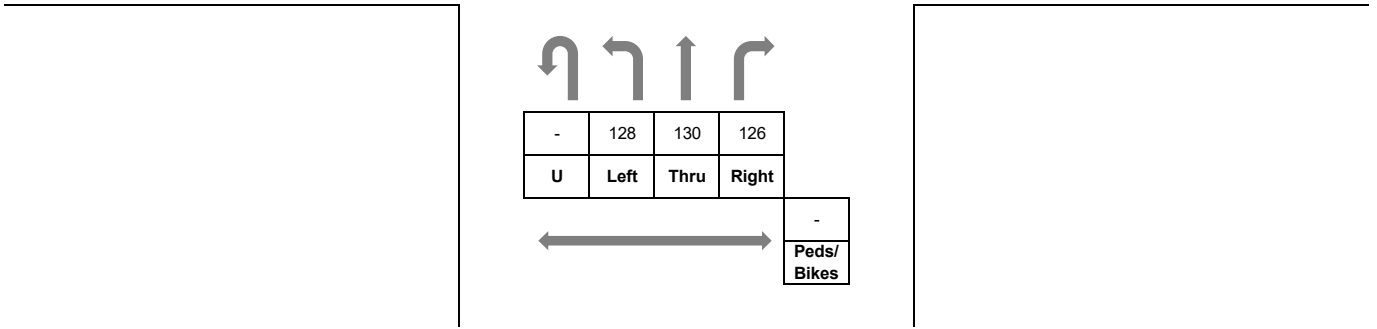
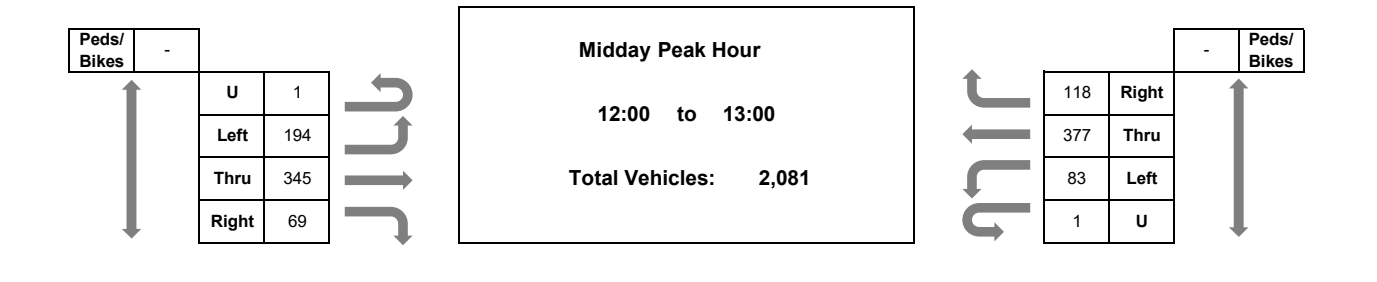
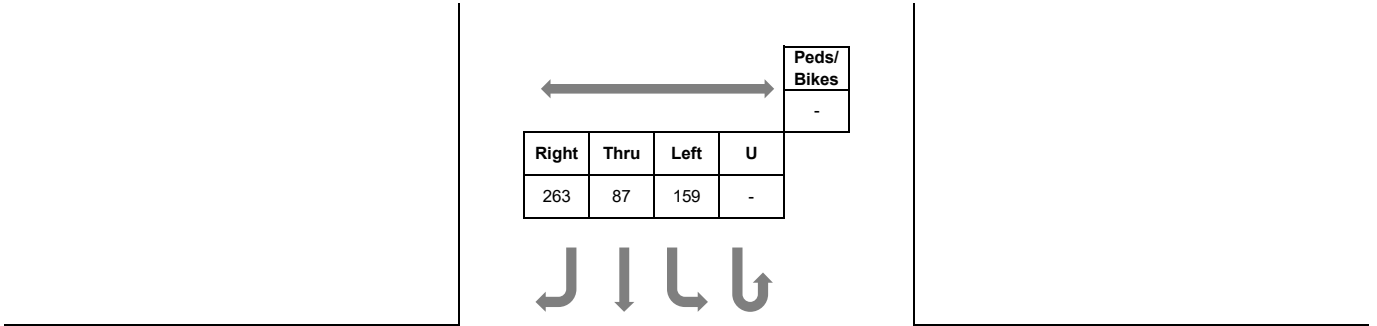
SRF Consulting Group

3701 Wayzata Blvd, Suite 100, Minneapolis, MN 55416

Intersection: CSAH 60 (185th Street) & Kenrick Avenue

Date: 10/2/2024

| Start Time | West 185th Street EB | | | | | W Leg Peds | West 185th Street WB | | | | | E Leg Peds | Kenrick Avenue NB | | | | S Leg Peds | Kenrick Avenue SB | | | | N Leg Peds | 15 min Veh. Total | 15 min Ped Total |
|---------------|----------------------|------------|------------|-----------|----------|------------|----------------------|-----------|------------|------------|----------|------------|-------------------|------------|------------|----------|------------|-------------------|-----------|------------|----------|--------------|-------------------|------------------|
| | U | L | T | R | U | | L | T | R | U | L | | T | R | U | L | | T | R | | | | | |
| 12:00 | - | 43 | 84 | 19 | - | - | 1 | 19 | 78 | 37 | - | - | 35 | 39 | 32 | - | - | 38 | 30 | 68 | - | 523 | - | |
| 12:15 | - | 47 | 100 | 17 | - | - | - | 20 | 107 | 30 | - | - | 37 | 39 | 39 | - | - | 38 | 20 | 63 | - | 557 | - | |
| 12:30 | 1 | 46 | 81 | 10 | - | - | - | 25 | 102 | 28 | - | - | 27 | 30 | 29 | - | - | 39 | 20 | 70 | - | 508 | - | |
| 12:45 | - | 58 | 80 | 23 | - | - | - | 19 | 90 | 23 | - | - | 29 | 22 | 26 | - | - | 44 | 17 | 62 | - | 493 | - | |
| Total | 1 | 194 | 345 | 69 | - | - | 1 | 83 | 377 | 118 | - | - | 128 | 130 | 126 | - | - | 159 | 87 | 263 | - | 2,081 | - | |
| PHF | 0.25 | 0.84 | 0.86 | 0.75 | - | - | 0.25 | 0.83 | 0.88 | 0.80 | - | - | 0.86 | 0.83 | 0.81 | - | - | 0.90 | 0.73 | 0.94 | - | 0.93 | - | |
| Trucks | - | 1% | 2% | 1% | - | - | - | 2% | 2% | - | - | - | 4% | 2% | 1% | - | - | 1% | 1% | 0% | - | 2% | - | |





Turning Movement Count

SRF Consulting Group

3701 Wayzata Blvd, Suite 100, Minneapolis, MN 55416

Intersection: CSAH 60 (185th Street) & Kenrick Avenue

Date: 10/2/2024

| Start Time | West 185th Street EB | | | | | W Leg Peds | West 185th Street WB | | | | | E Leg Peds | Kenrick Avenue NB | | | | S Leg Peds | Kenrick Avenue SB | | | | N Leg Peds | 15 min Veh. Total | 15 min Ped Total |
|---------------|----------------------|------------|------------|------------|---|------------|----------------------|------------|------------|---|---|------------|-------------------|------------|----|---|------------|-------------------|------------|----|--------------|------------|-------------------|------------------|
| | U | L | T | R | U | | L | T | R | U | L | | T | R | U | L | | T | R | | | | | |
| 16:15 | 1 | 54 | 165 | 34 | - | - | 29 | 155 | 34 | - | - | 50 | 29 | 44 | - | - | 45 | 24 | 76 | - | 740 | - | | |
| 16:30 | 1 | 56 | 177 | 38 | - | 2 | 21 | 145 | 25 | - | - | 58 | 30 | 41 | - | - | 58 | 20 | 64 | - | 736 | - | | |
| 16:45 | - | 46 | 163 | 49 | - | - | 37 | 129 | 33 | - | - | 73 | 36 | 48 | - | - | 56 | 20 | 76 | - | 766 | - | | |
| 17:00 | - | 58 | 163 | 35 | - | - | 35 | 156 | 32 | - | - | 52 | 33 | 37 | - | - | 60 | 18 | 61 | - | 740 | - | | |
| Total | 2 | 214 | 668 | 156 | - | 2 | 122 | 585 | 124 | - | - | 233 | 128 | 170 | - | - | 219 | 82 | 277 | - | 2,982 | - | | |
| PHF | 0.50 | 0.92 | 0.94 | 0.80 | | 0.25 | 0.82 | 0.94 | 0.91 | | | 0.80 | 0.89 | 0.89 | | | 0.91 | 0.85 | 0.91 | | 0.97 | | | |
| Trucks | - | 0% | 1% | 3% | | - | 1% | 0% | - | | | - | 2% | - | 1% | | - | 0% | - | 1% | | 1% | | |

