



Traffic Data Inc

PO Box 16296
St. Louis Park, MN 55416

File Name : 37 - CSAH 5 & TH 13 South Ramp, 6-24-15, 6am-7pm

Site Code : 37

Start Date : 6/24/2015

Page No : 1

CSAH 5 & TH 13 South Ramp Burnsville, MN

Groups Printed- Cars + - Trucks

Start Time	CSAH 5 Southbound						TH 13 South Ramp Westbound						CSAH 5 Northbound						TH 13 South Ramp Eastbound						Int. Total
	UTrn	Left	Thru	Right	Peds	App. Total	UTrn	Left	Thru	Right	Peds	App. Total	UTrn	Left	Thru	Right	Peds	App. Total	UTrn	Left	Thru	Right	Peds	App. Total	
06:00 AM	0	2	17	0	0	19	0	0	0	0	0	0	0	0	77	155	0	232	0	5	1	4	0	10	261
06:15 AM	0	2	36	0	0	38	0	0	0	0	0	0	0	0	187	196	0	383	0	12	0	14	0	26	447
06:30 AM	0	6	33	0	0	39	0	0	0	0	0	0	0	0	233	212	0	445	0	14	1	17	0	32	516
06:45 AM	0	5	37	0	0	42	0	0	0	0	0	0	0	0	255	269	0	524	0	22	0	27	0	49	615
Total	0	15	123	0	0	138	0	0	0	0	0	0	0	0	752	832	0	1584	0	53	2	62	0	117	1839
07:00 AM	0	5	31	0	0	36	0	0	0	0	0	0	0	0	273	240	0	513	0	15	0	15	0	30	579
07:15 AM	1	8	46	0	0	55	0	0	0	0	0	0	0	0	251	150	0	401	0	21	1	33	0	55	511
07:30 AM	0	30	51	0	0	81	0	0	0	0	0	0	1	0	240	117	0	358	0	35	5	48	0	88	527
07:45 AM	0	23	62	0	0	85	0	0	0	0	0	0	0	0	225	106	0	331	0	37	4	72	0	113	529
Total	1	66	190	0	0	257	0	0	0	0	0	0	1	0	989	613	0	1603	0	108	10	168	0	286	2146
08:00 AM	0	30	66	0	0	96	0	0	0	0	0	0	0	0	241	120	0	361	0	16	0	23	0	39	496
08:15 AM	0	16	65	0	0	81	0	0	0	0	0	0	1	0	203	150	0	354	0	9	0	23	0	32	467
08:30 AM	0	18	40	0	0	58	0	0	0	0	0	0	0	0	179	180	0	359	0	13	0	21	0	34	451
08:45 AM	0	16	46	0	0	62	0	0	0	0	0	0	0	0	183	127	0	310	0	15	1	23	0	39	411
Total	0	80	217	0	0	297	0	0	0	0	0	0	1	0	806	577	0	1384	0	53	1	90	0	144	1825
09:00 AM	0	19	54	0	0	73	0	0	0	0	0	0	0	0	134	108	0	242	0	12	0	14	0	26	341
09:15 AM	0	21	65	0	0	86	0	0	0	0	0	0	0	0	137	123	0	260	0	7	0	19	0	26	372
09:30 AM	0	23	71	0	0	94	0	0	0	0	0	0	0	0	138	121	0	259	0	15	0	23	0	38	391
09:45 AM	0	15	55	0	0	70	0	0	0	0	0	0	0	0	122	100	0	222	0	8	0	26	0	34	326
Total	0	78	245	0	0	323	0	0	0	0	0	0	0	0	531	452	0	983	0	42	0	82	0	124	1430
10:00 AM	0	24	42	0	0	66	0	0	0	0	0	0	0	0	89	87	0	176	0	11	0	25	0	36	278
10:15 AM	0	20	76	0	0	96	0	0	0	0	0	0	0	0	67	90	0	157	0	9	1	16	0	26	279
10:30 AM	0	35	72	0	0	107	0	0	0	0	0	0	0	0	54	91	0	145	0	15	1	20	0	36	288
10:45 AM	1	26	77	0	0	104	0	0	0	0	0	0	0	0	56	90	0	146	0	13	1	27	0	41	291
Total	1	105	267	0	0	373	0	0	0	0	0	0	0	0	266	358	0	624	0	48	3	88	0	139	1136
11:00 AM	0	28	102	0	0	130	0	0	0	0	0	0	0	0	58	82	0	140	0	8	0	23	0	31	301
11:15 AM	1	35	81	0	0	117	0	0	0	0	0	0	0	0	69	88	0	157	0	13	0	24	0	37	311
11:30 AM	0	37	87	0	0	124	0	0	0	0	0	0	0	0	65	88	0	153	0	12	0	33	0	45	322
11:45 AM	0	32	91	0	0	123	0	0	0	0	0	0	1	0	80	67	0	148	0	14	0	29	0	43	314
Total	1	132	361	0	0	494	0	0	0	0	0	0	1	0	272	325	0	598	0	47	0	109	0	156	1248
12:00 PM	1	42	101	0	0	144	0	0	0	0	0	0	0	0	61	97	0	158	0	9	0	27	0	36	338
12:15 PM	0	24	104	0	0	128	0	0	0	0	1	1	0	0	88	108	0	196	0	14	0	33	0	47	372
12:30 PM	0	23	113	0	0	136	0	0	0	0	0	0	0	0	65	89	0	154	0	12	0	31	0	43	333
12:45 PM	1	26	111	0	0	138	0	0	0	0	0	0	0	0	50	99	0	149	0	8	0	28	0	36	323
Total	2	115	429	0	0	546	0	0	0	0	1	1	0	0	264	393	0	657	0	43	0	119	0	162	1366
01:00 PM	0	34	121	0	0	155	0	0	0	0	0	0	1	0	65	85	0	151	0	17	0	20	0	37	343
01:15 PM	0	36	105	0	0	141	0	0	0	0	0	0	0	0	66	78	0	144	0	6	0	22	0	28	313
01:30 PM	0	28	100	0	0	128	0	0	0	0	0	0	1	0	84	82	1	168	0	11	0	35	0	46	342
01:45 PM	1	30	118	0	0	149	0	0	0	0	0	0	0	0	63	84	1	148	0	16	0	34	0	50	347
Total	1	128	444	0	0	573	0	0	0	0	0	0	2	0	278	329	2	611	0	50	0	111	0	161	1345



Traffic Data Inc

PO Box 16296
St. Louis Park, MN 55416

File Name : 37 - CSAH 5 & TH 13 South Ramp, 6-24-15, 6am-7pm

Site Code : 37

Start Date : 6/24/2015

Page No : 2

CSAH 5 & TH 13 South Ramp
Burnsville, MN

Groups Printed- Cars + - Trucks

Start Time	CSAH 5 Southbound						TH 13 South Ramp Westbound						CSAH 5 Northbound						TH 13 South Ramp Eastbound						Int. Total
	UTrn	Left	Thru	Right	Peds	App. Total	UTrn	Left	Thru	Right	Peds	App. Total	UTrn	Left	Thru	Right	Peds	App. Total	UTrn	Left	Thru	Right	Peds	App. Total	
02:00 PM	0	30	100	0	0	130	0	0	0	0	0	0	1	0	61	86	0	148	0	7	0	30	0	37	315
02:15 PM	0	36	123	0	0	159	0	0	0	0	0	0	0	0	40	91	0	131	0	10	0	44	0	54	344
02:30 PM	0	27	117	0	0	144	0	0	0	0	0	0	0	0	64	67	0	131	0	11	0	28	0	39	314
02:45 PM	0	36	127	0	0	163	0	0	0	0	0	0	1	0	63	79	0	143	0	7	0	36	0	43	349
Total	0	129	467	0	0	596	0	0	0	0	0	0	2	0	228	323	0	553	0	35	0	138	0	173	1322
03:00 PM	0	33	150	0	0	183	0	0	0	0	0	0	0	0	72	73	1	146	0	10	0	46	0	56	385
03:15 PM	1	25	183	0	0	209	0	0	0	0	0	0	0	0	70	85	0	155	0	13	0	45	0	58	422
03:30 PM	1	38	159	0	0	198	0	0	0	0	0	0	0	0	67	111	0	178	0	7	1	60	0	68	444
03:45 PM	0	37	193	0	0	230	0	0	0	0	0	0	0	0	75	90	0	165	0	12	0	49	0	61	456
Total	2	133	685	0	0	820	0	0	0	0	0	0	0	0	284	359	1	644	0	42	1	200	0	243	1707
04:00 PM	0	46	213	0	0	259	0	0	0	0	0	0	0	0	57	106	0	163	0	10	0	51	0	61	483
04:15 PM	0	28	238	0	0	266	0	0	0	0	0	0	1	0	77	100	0	178	0	9	0	54	0	63	507
04:30 PM	0	33	267	0	0	300	0	0	0	0	0	0	0	0	66	91	0	157	0	8	0	62	0	70	527
04:45 PM	0	20	280	0	0	300	0	0	0	0	0	0	0	0	69	97	0	166	0	4	1	47	0	52	518
Total	0	127	998	0	0	1125	0	0	0	0	0	0	1	0	269	394	0	664	0	31	1	214	0	246	2035
05:00 PM	0	26	356	0	0	382	0	0	0	0	1	1	0	0	89	106	0	195	0	6	1	75	0	82	660
05:15 PM	0	33	353	0	0	386	0	0	0	0	1	1	0	0	78	120	0	198	0	5	0	58	0	63	648
05:30 PM	0	23	362	0	0	385	0	0	0	0	0	0	0	0	75	112	0	187	0	6	0	69	0	75	647
05:45 PM	0	24	239	0	0	263	0	0	0	0	0	0	0	0	73	123	0	196	0	3	0	51	0	54	513
Total	0	106	1310	0	0	1416	0	0	0	0	2	2	0	0	315	461	0	776	0	20	1	253	0	274	2468
06:00 PM	0	23	213	0	0	236	0	0	0	0	0	0	1	0	54	113	0	168	0	7	0	55	0	62	466
06:15 PM	1	13	152	0	0	166	0	0	0	0	0	0	0	0	45	122	0	167	0	8	0	49	0	57	390
06:30 PM	0	19	149	0	0	168	0	0	0	0	0	0	1	0	57	83	0	141	0	3	0	49	0	52	361
06:45 PM	0	22	135	0	0	157	0	0	0	0	0	0	0	0	37	90	0	127	0	2	0	32	0	34	318
Total	1	77	649	0	0	727	0	0	0	0	0	0	2	0	193	408	0	603	0	20	0	185	0	205	1535
Grand Total	9	1291	6385	0	0	7685	0	0	0	0	3	3	10	0	5447	5824	3	11284	0	592	19	1819	0	2430	21402
Apprch %	0.1	16.8	83.1	0	0		0	0	0	0	100		0.1	0	48.3	51.6	0		0	24.4	0.8	74.9	0		
Total %	0	6	29.8	0	0	35.9	0	0	0	0	0	0	0	0	25.5	27.2	0	52.7	0	2.8	0.1	8.5	0	11.4	
Cars +	9	1099	5982	0	0	7090	0	0	0	0	2	2	10	0	4935	5665	3	10613	0	389	19	1720	0	2128	19833
% Cars +	100	85.1	93.7	0	0	92.3	0	0	0	0	66.7	66.7	100	0	90.6	97.3	100	94.1	0	65.7	100	94.6	0	87.6	92.7
Trucks	0	192	403	0	0	595	0	0	0	0	1	1	0	0	512	159	0	671	0	203	0	99	0	302	1569
% Trucks	0	14.9	6.3	0	0	7.7	0	0	0	0	33.3	33.3	0	0	9.4	2.7	0	5.9	0	34.3	0	5.4	0	12.4	7.3



Traffic Data Inc

PO Box 16296
St. Louis Park, MN 55416

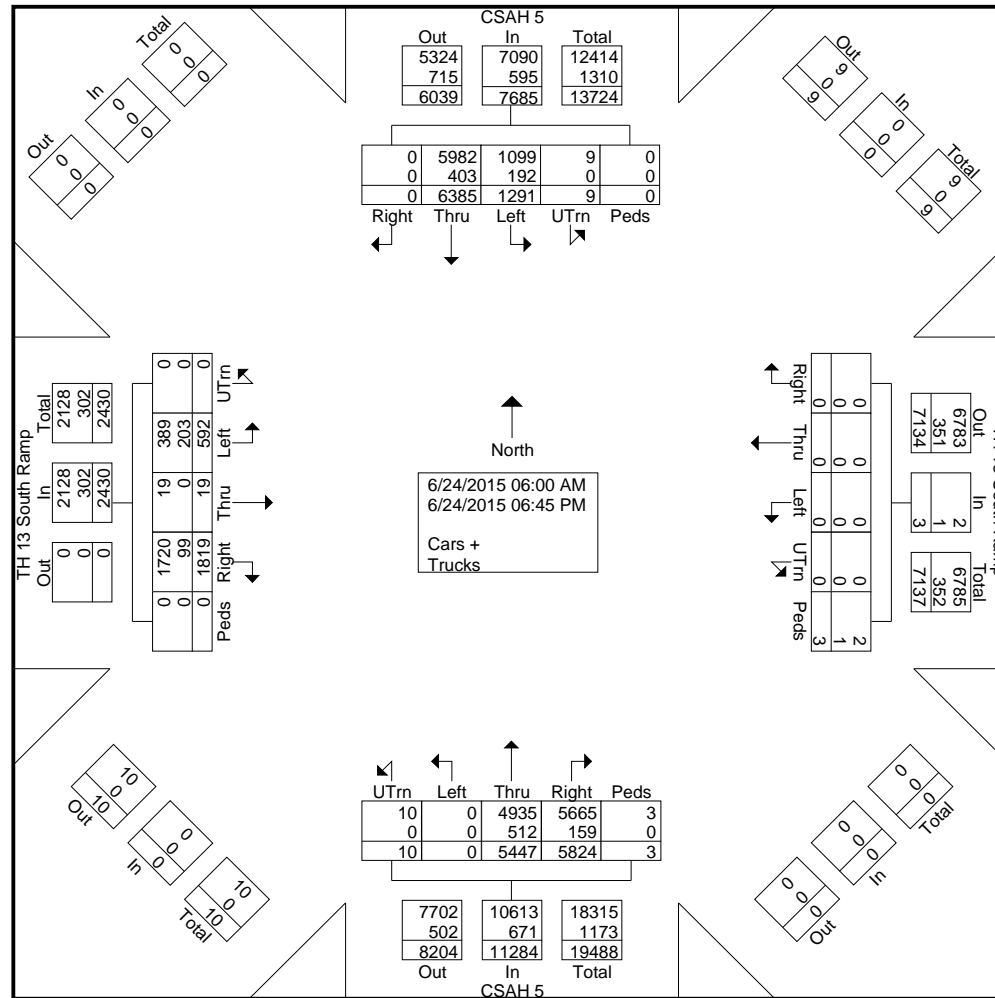
File Name : 37 - CSAH 5 & TH 13 South Ramp, 6-24-15, 6am-7pm

Site Code : 37

Start Date : 6/24/2015

Page No : 3

CSAH 5 & TH 13 South Ramp
Burnsville, MN





Traffic Data Inc

PO Box 16296
St. Louis Park, MN 55416

File Name : 37 - CSAH 5 & TH 13 South Ramp, 6-24-15, 6am-7pm

Site Code : 37

Start Date : 6/24/2015

Page No : 4

CSAH 5 & TH 13 South Ramp
Burnsville, MN

Start Time	CSAH 5 Southbound						TH 13 South Ramp Westbound						CSAH 5 Northbound						TH 13 South Ramp Eastbound						Int. Total
	UTrn	Left	Thru	Right	Peds	App. Total	UTrn	Left	Thru	Right	Peds	App. Total	UTrn	Left	Thru	Right	Peds	App. Total	UTrn	Left	Thru	Right	Peds	App. Total	
Peak Hour Analysis From 06:00 AM to 09:45 AM - Peak 1 of 1																									
Peak Hour for Entire Intersection Begins at 06:45 AM																									
06:45 AM	0	5	37	0	0	42	0	0	0	0	0	0	0	0	255	269	0	524	0	22	0	27	0	49	615
07:00 AM	0	5	31	0	0	36	0	0	0	0	0	0	0	0	273	240	0	513	0	15	0	15	0	30	579
07:15 AM	1	8	46	0	0	55	0	0	0	0	0	0	0	0	251	150	0	401	0	21	1	33	0	55	511
07:30 AM	0	30	51	0	0	81	0	0	0	0	0	0	1	0	240	117	0	358	0	35	5	48	0	88	527
Total Volume	1	48	165	0	0	214	0	0	0	0	0	0	1	0	1019	776	0	1796	0	93	6	123	0	222	2232
% App. Total	0.5	22.4	77.1	0	0		0	0	0	0	0	0	0.1	0	56.7	43.2	0		0	41.9	2.7	55.4	0		
PHF	.250	.400	.809	.000	.000	.660	.000	.000	.000	.000	.000	.000	.250	.000	.933	.721	.000	.857	.000	.664	.300	.641	.000	.631	.907



Traffic Data Inc

PO Box 16296
St. Louis Park, MN 55416

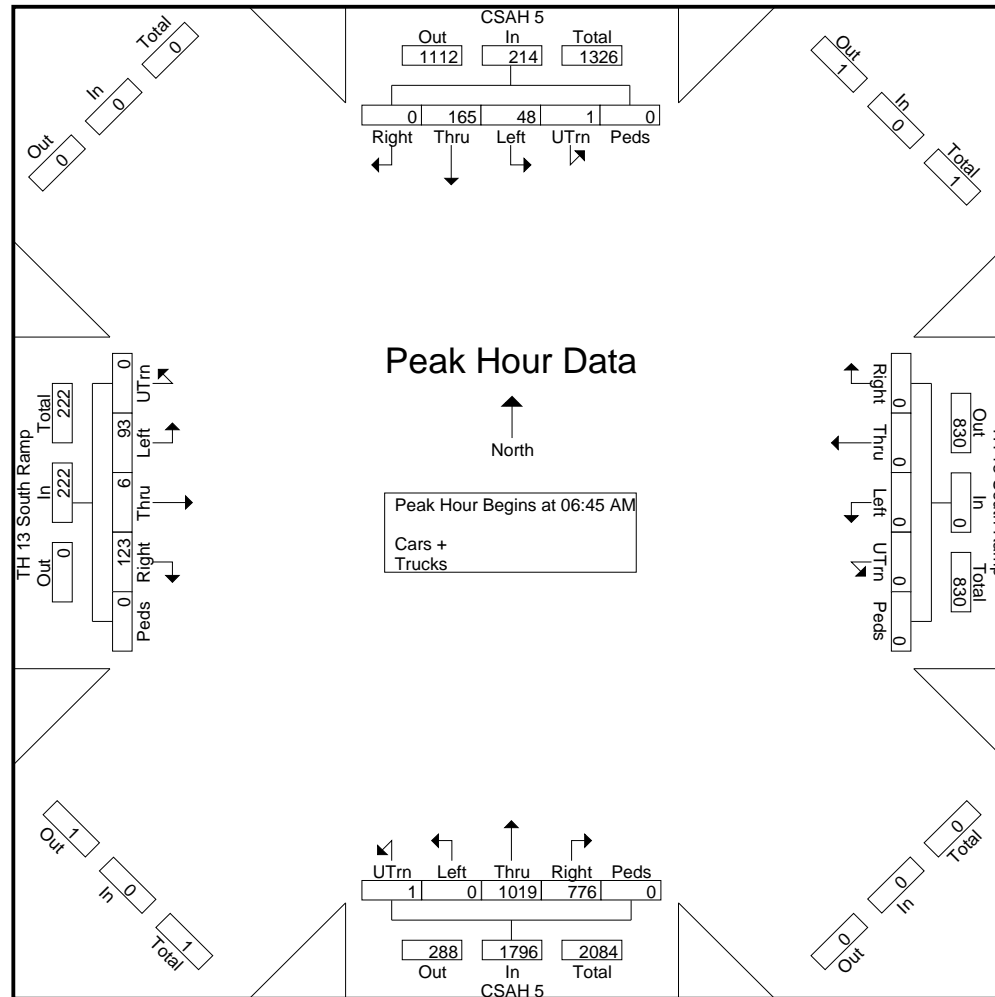
File Name : 37 - CSAH 5 & TH 13 South Ramp, 6-24-15, 6am-7pm

Site Code : 37

Start Date : 6/24/2015

Page No : 5

CSAH 5 & TH 13 South Ramp
Burnsville, MN





Traffic Data Inc

PO Box 16296
St. Louis Park, MN 55416

File Name : 37 - CSAH 5 & TH 13 South Ramp, 6-24-15, 6am-7pm

Site Code : 37

Start Date : 6/24/2015

Page No : 6

CSAH 5 & TH 13 South Ramp
Burnsville, MN

Start Time	CSAH 5 Southbound						TH 13 South Ramp Westbound						CSAH 5 Northbound						TH 13 South Ramp Eastbound						Int. Total
	UTrn	Left	Thru	Right	Peds	App. Total	UTrn	Left	Thru	Right	Peds	App. Total	UTrn	Left	Thru	Right	Peds	App. Total	UTrn	Left	Thru	Right	Peds	App. Total	
Peak Hour Analysis From 10:00 AM to 01:45 PM - Peak 1 of 1																									
Peak Hour for Entire Intersection Begins at 12:15 PM																									
12:15 PM	0	24	104	0	0	128	0	0	0	0	1	1	0	0	88	108	0	196	0	14	0	33	0	47	372
12:30 PM	0	23	113	0	0	136	0	0	0	0	0	0	0	0	65	89	0	154	0	12	0	31	0	43	333
12:45 PM	1	26	111	0	0	138	0	0	0	0	0	0	0	0	50	99	0	149	0	8	0	28	0	36	323
01:00 PM	0	34	121	0	0	155	0	0	0	0	0	0	1	0	65	85	0	151	0	17	0	20	0	37	343
Total Volume	1	107	449	0	0	557	0	0	0	0	1	1	1	0	268	381	0	650	0	51	0	112	0	163	1371
% App. Total	0.2	19.2	80.6	0	0		0	0	0	0	100		0.2	0	41.2	58.6	0		0	31.3	0	68.7	0		
PHF	.250	.787	.928	.000	.000	.898	.000	.000	.000	.000	.250	.250	.250	.000	.761	.882	.000	.829	.000	.750	.000	.848	.000	.867	.921



Traffic Data Inc

PO Box 16296
St. Louis Park, MN 55416

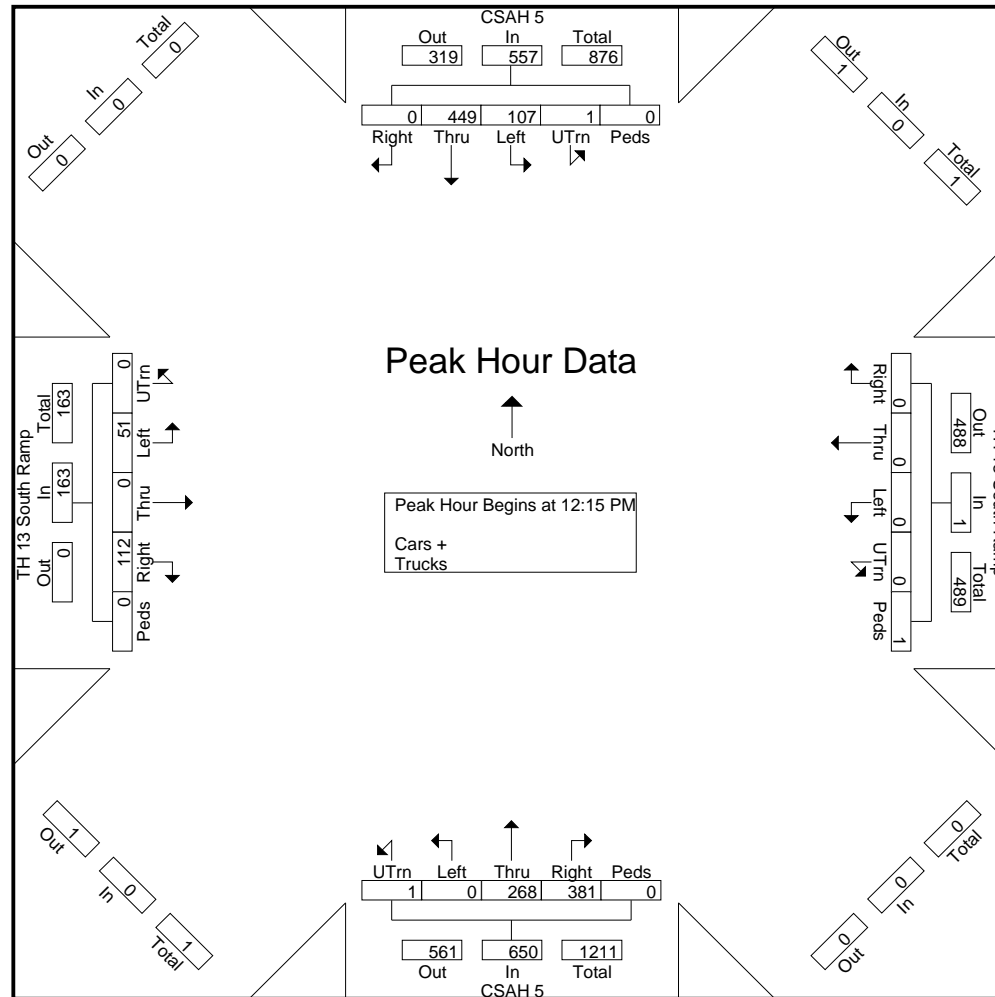
File Name : 37 - CSAH 5 & TH 13 South Ramp, 6-24-15, 6am-7pm

Site Code : 37

Start Date : 6/24/2015

Page No : 7

CSAH 5 & TH 13 South Ramp
Burnsville, MN





Traffic Data Inc

PO Box 16296
St. Louis Park, MN 55416

File Name : 37 - CSAH 5 & TH 13 South Ramp, 6-24-15, 6am-7pm

Site Code : 37

Start Date : 6/24/2015

Page No : 8

CSAH 5 & TH 13 South Ramp
Burnsville, MN

Start Time	CSAH 5 Southbound						TH 13 South Ramp Westbound						CSAH 5 Northbound						TH 13 South Ramp Eastbound						Int. Total
	UTrn	Left	Thru	Right	Peds	App. Total	UTrn	Left	Thru	Right	Peds	App. Total	UTrn	Left	Thru	Right	Peds	App. Total	UTrn	Left	Thru	Right	Peds	App. Total	
Peak Hour Analysis From 02:00 PM to 06:45 PM - Peak 1 of 1																									
Peak Hour for Entire Intersection Begins at 04:45 PM																									
04:45 PM	0	20	280	0	0	300	0	0	0	0	0	0	0	0	69	97	0	166	0	4	1	47	0	52	518
05:00 PM	0	26	356	0	0	382	0	0	0	0	1	1	0	0	89	106	0	195	0	6	1	75	0	82	660
05:15 PM	0	33	353	0	0	386	0	0	0	0	1	1	0	0	78	120	0	198	0	5	0	58	0	63	648
05:30 PM	0	23	362	0	0	385	0	0	0	0	0	0	0	0	75	112	0	187	0	6	0	69	0	75	647
Total Volume	0	102	1351	0	0	1453	0	0	0	0	2	2	0	0	311	435	0	746	0	21	2	249	0	272	2473
% App. Total	0	7	93	0	0		0	0	0	0	100		0	0	41.7	58.3	0		0	7.7	0.7	91.5	0		
PHF	.000	.773	.933	.000	.000	.941	.000	.000	.000	.000	.500	.500	.000	.000	.874	.906	.000	.942	.000	.875	.500	.830	.000	.829	.937



Traffic Data Inc

PO Box 16296
St. Louis Park, MN 55416

File Name : 37 - CSAH 5 & TH 13 South Ramp, 6-24-15, 6am-7pm

Site Code : 37

Start Date : 6/24/2015

Page No : 9

CSAH 5 & TH 13 South Ramp
Burnsville, MN

