



Turning Movement Count

SRF Consulting Group

3701 Wayzata Blvd, Suite 100, Minneapolis, MN 55416

Intersection: TH 252 & Humboldt Avenue / 81st Avenue

Date: 11/7/2024

Start Time	Humboldt Avenue EB					W Leg Peds	81st Avenue WB					E Leg Peds	TH 252 NB					S Leg Peds	TH 252 SB					N Leg Peds	15 min Veh. Total	15 min Ped Total
	U	L	T	R	U		L	T	R	U	L		T	R	U	L	T		R	U	L	T	R			
6:00	-	16	2	7	-	-	-	3	2	5	-	-	-	130	-	-	-	-	-	418	20	-	603	-		
6:15	-	23	1	2	-	-	6	1	7	-	-	-	1	213	4	-	-	1	583	23	-	865	-			
6:30	-	44	5	4	-	-	6	4	9	-	-	1	2	250	1	-	-	3	677	32	-	1,038	-			
6:45	-	22	2	8	-	-	7	3	2	-	-	-	3	338	2	-	1	2	703	37	-	1,130	-			
7:00	-	53	5	8	-	-	8	5	11	-	-	-	1	293	4	-	-	2	704	34	-	1,128	-			
7:15	-	38	3	13	-	-	8	3	7	-	-	-	2	344	2	-	-	-	722	56	-	1,198	-			
7:30	-	41	1	6	-	-	8	-	3	-	-	-	2	281	1	-	-	1	672	50	-	1,066	-			
7:45	-	47	4	6	-	-	7	3	2	-	-	-	4	348	3	-	-	3	665	58	-	1,150	-			
8:00	-	28	2	2	-	-	5	3	6	-	-	-	4	331	4	-	1	1	672	62	-	1,121	-			
8:15	-	38	3	4	-	-	11	6	9	-	-	-	2	248	1	-	1	5	623	63	-	1,014	-			
8:30	-	40	6	9	-	-	8	1	7	-	-	-	1	253	3	-	-	2	609	30	-	969	-			
8:45	-	29	3	3	-	-	13	6	4	-	-	-	3	247	3	-	-	6	509	41	-	867	-			
9:00	-	33	2	1	-	-	6	8	7	-	-	-	1	246	3	-	-	3	444	43	-	797	-			
9:15	-	39	1	-	-	-	4	3	4	-	-	-	3	247	3	-	-	9	444	35	-	792	-			
9:30	-	27	3	11	-	-	5	3	10	-	-	-	-	253	3	-	1	3	501	26	-	846	-			
9:45	-	12	-	13	-	-	4	2	6	-	-	-	2	257	4	-	1	7	377	37	-	722	-			
10:00	-	19	2	5	-	-	2	5	3	-	-	-	4	227	5	-	-	4	322	21	-	619	-			
10:15	-	22	3	3	-	-	8	5	5	-	-	-	-	227	7	-	2	5	366	38	-	691	-			
10:30	-	29	1	5	-	-	5	2	10	-	-	-	6	257	3	-	1	2	379	24	-	724	-			
10:45	-	27	3	7	-	-	-	-	9	-	-	-	1	267	5	-	-	6	354	30	1	709	1			
11:00	-	23	5	5	-	-	4	1	7	-	-	-	2	260	4	1	-	3	324	31	-	669	1			
11:15	-	26	-	6	-	-	5	3	1	-	-	-	2	255	2	-	1	1	324	26	-	652	-			
11:30	-	24	3	10	-	-	6	3	1	-	-	1	-	305	5	-	-	2	333	27	-	720	-			
11:45	-	21	3	5	-	-	4	1	1	-	-	-	6	291	3	-	-	2	324	36	-	697	-			
12:00	-	33	2	2	-	-	5	2	5	-	-	-	5	283	3	-	-	5	307	27	-	679	-			
12:15	-	25	4	7	-	-	9	2	8	-	-	1	3	326	5	-	-	1	290	33	-	714	-			
12:30	-	32	4	3	-	-	-	-	3	-	-	-	2	342	6	-	1	2	330	38	-	763	-			
12:45	-	24	1	3	-	-	6	2	5	-	-	-	6	321	4	-	-	5	345	27	-	749	-			
13:00	-	32	2	6	-	-	2	6	4	-	-	-	3	338	9	-	-	3	320	35	-	760	-			
13:15	-	28	2	7	-	-	2	-	2	-	-	1	4	353	5	-	2	4	362	50	2	822	2			
13:30	-	45	4	9	-	-	4	4	4	-	-	-	2	410	7	-	1	2	352	40	5	884	5			
13:45	-	22	6	4	-	-	6	5	9	-	-	-	3	427	3	-	1	2	357	46	-	891	-			
14:00	-	58	5	7	-	-	2	7	4	-	-	-	4	431	5	-	-	9	345	64	-	941	-			
14:15	-	39	7	4	-	-	3	2	5	-	-	-	8	566	7	-	-	2	384	42	-	1,069	-			
14:30	-	50	1	7	-	-	5	1	4	-	-	1	7	562	7	-	-	3	408	49	-	1,105	-			
14:45	-	52	7	4	-	-	6	2	1	-	-	2	2	611	6	-	-	5	374	55	-	1,127	-			
15:00	-	84	16	8	-	-	1	6	16	-	-	-	17	624	5	-	-	2	333	49	-	1,161	-			
15:15	-	43	5	7	-	-	3	3	6	-	-	1	3	756	2	-	-	6	435	56	-	1,326	-			
15:30	-	88	15	2	-	-	7	3	11	-	-	1	10	674	6	-	1	6	357	80	-	1,261	-			
15:45	-	96	18	3	-	-	8	8	16	-	-	-	6	687	6	-	1	2	394	77	-	1,322	-			
16:00	-	71	13	2	-	-	5	3	7	-	-	-	6	739	1	-	-	3	419	61	-	1,330	-			
16:15	-	93	18	4	-	-	4	3	10	-	-	-	6	677	6	-	-	6	425	42	-	1,294	-			
16:30	-	77	8	3	-	-	9	2	7	-	-	-	1	742	4	-	-	6	419	47	-	1,325	-			
16:45	-	89	20	4	-	-	8	4	11	-	-	-	7	667	4	-	-	8	406	53	-	1,281	-			
17:00	-	60	14	1	-	-	5	2	10	-	-	-	5	634	9	-	-	6	384	49	-	1,179	-			
17:15	-	89	20	2	-	-	3	3	10	-	-	-	7	608	5	-	1	7	396	59	-	1,210	-			
17:30	-	82	16	9	-	-	4	6	10	-	-	-	10	618	5	-	1	7	345	49	-	1,162	-			
17:45	-	54	3	5	-	-	3	2	7	-	-	1	8	589	9	-	-	3	438	47	-	1,169	-			
18:00	-	65	9	3	-	-	9	4	5	-	-	1	5	470	11	-	-	9	378	58	1	1,027	1			
18:15	-	31	4	7	-	-	3	7	9	-	-	-	12	388	7	-	-	6	376	53	-	903	-			
18:30	-	33	2	4	-	-	1	2	5	-	-	-	6	380	9	-	-	3	342	41	1	828	1			
18:45	-	27	2	11	-	-	2	1	4	-	-	-	6	362	5	-	-	4	271	42	1	737	1			
Total	-	2,243	291	281	-	-	268	165	334	-	11	216	20,953	236	1	18	200	22,341	2,249	11	49,806	12				
Trucks	-	3%	4%	4%			3%	6%	3%		9%	4%	3%	3%			6%	2%	3%		3%					



Turning Movement Count

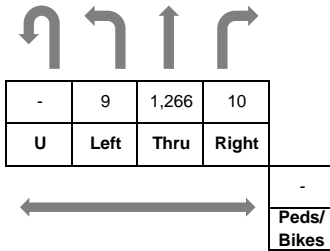
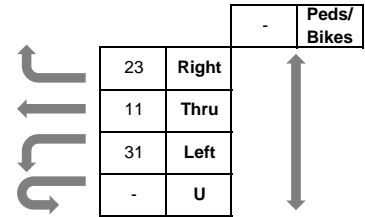
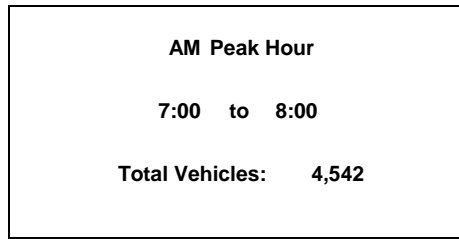
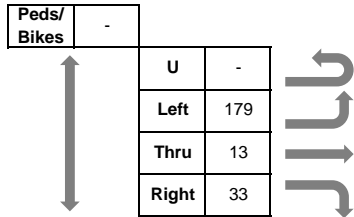
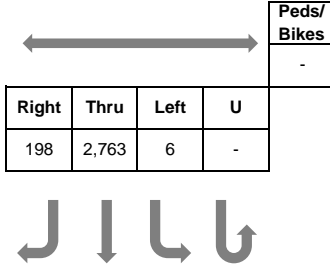
SRF Consulting Group

3701 Wayzata Blvd, Suite 100, Minneapolis, MN 55416

Intersection: TH 252 & Humboldt Avenue / 81st Avenue

Date: 11/7/2024

Start Time	Humboldt Avenue EB					W Leg Peds	81st Avenue WB				E Leg Peds	TH 252 NB				S Leg Peds	TH 252 SB				N Leg Peds	15 min Veh. Total	15 min Ped Total
	U	L	T	R	U		L	T	R	U		L	T	R	U		L	T	R				
7:00	-	53	5	8	-	-	8	5	11	-	-	1	293	4	-	-	2	704	34	-	1,128	-	
7:15	-	38	3	13	-	-	8	3	7	-	-	2	344	2	-	-	-	722	56	-	1,198	-	
7:30	-	41	1	6	-	-	8	-	3	-	-	2	281	1	-	-	1	672	50	-	1,066	-	
7:45	-	47	4	6	-	-	7	3	2	-	-	4	348	3	-	-	3	665	58	-	1,150	-	
Total	-	179	13	33	-	-	31	11	23	-	-	9	1,266	10	-	-	6	2,763	198	-	4,542	-	
PHF	-	0.84	0.65	0.63	-	-	0.97	0.55	0.52	-	-	0.56	0.91	0.63	-	-	0.50	0.96	0.85	-	0.95	-	
Trucks	-	3%	-	-	-	-	3%	-	17%	-	-	22%	4%	10%	-	-	2%	3%	-	3%	-		



Turning Movement Count

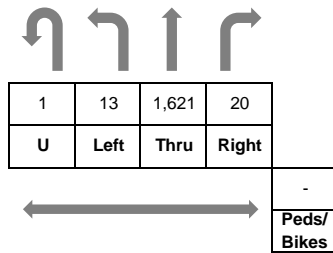
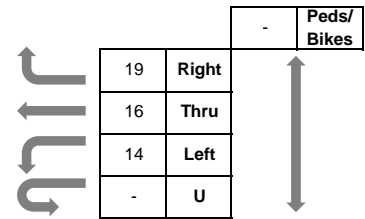
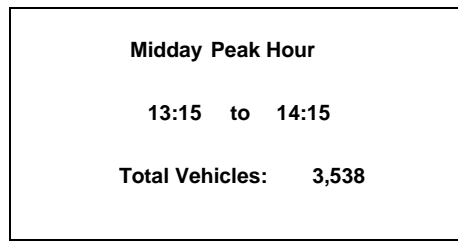
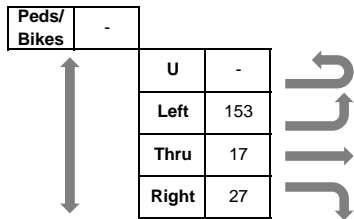
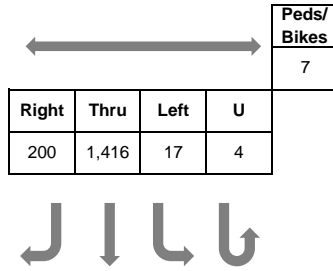
SRF Consulting Group

3701 Wayzata Blvd, Suite 100, Minneapolis, MN 55416

Intersection: TH 252 & Humboldt Avenue / 81st Avenue

Date: 11/7/2024

Start Time	Humboldt Avenue EB					W Leg Peds	81st Avenue WB				E Leg Peds	TH 252 NB				S Leg Peds	TH 252 SB				N Leg Peds	15 min Veh. Total	15 min Ped Total
	U	L	T	R	U		L	T	R	U		L	T	R	U		L	T	R				
13:15	-	28	2	7	-	-	2	-	2	-	-	1	4	353	5	-	2	4	362	50	2	822	2
13:30	-	45	4	9	-	-	4	4	4	-	-	2	410	7	-	1	2	352	40	5	884	5	
13:45	-	22	6	4	-	-	6	5	9	-	-	3	427	3	-	1	2	357	46	-	891	-	
14:00	-	58	5	7	-	-	2	7	4	-	-	4	431	5	-	-	9	345	64	-	941	-	
Total	-	153	17	27	-	-	14	16	19	-	-	1	13	1,621	20	-	4	17	1,416	200	7	3,538	7
PHF	-	0.66	0.71	0.75	-	-	0.58	0.57	0.53	-	-	0.25	0.81	0.94	0.71	-	0.50	0.47	0.98	0.78	-	0.94	-
Trucks	-	1%	-	-	-	-	-	-	-	-	-	-	-	3%	-	-	-	12%	3%	3%	-	3%	-



Turning Movement Count

SRF Consulting Group

3701 Wayzata Blvd, Suite 100, Minneapolis, MN 55416

Intersection: TH 252 & Humboldt Avenue / 81st Avenue

Date: 11/7/2024

Start Time	Humboldt Avenue EB					W Leg Peds	81st Avenue WB				E Leg Peds	TH 252 NB				S Leg Peds	TH 252 SB				N Leg Peds	15 min Veh. Total	15 min Ped Total
	U	L	T	R	U		L	T	R	U		L	T	R	U		L	T	R				
15:45	-	96	18	3	-	-	8	8	16	-	-	6	687	6	-	1	2	394	77	-	1,322	-	
16:00	-	71	13	2	-	-	5	3	7	-	-	6	739	1	-	-	3	419	61	-	1,330	-	
16:15	-	93	18	4	-	-	4	3	10	-	-	6	677	6	-	-	6	425	42	-	1,294	-	
16:30	-	77	8	3	-	-	9	2	7	-	-	1	742	4	-	-	6	419	47	-	1,325	-	
Total	-	337	57	12	-	-	26	16	40	-	-	19	2,845	17	-	1	17	1,657	227	-	5,271	-	
PHF	-	0.88	0.79	0.75	-	-	0.72	0.50	0.63	-	-	0.79	0.96	0.71	-	0.25	0.71	0.97	0.74	-	0.99	-	
Trucks	-	1%	5%	-	-	-	4%	6%	3%	-	-	2%	6%	6%	-	-	-	2%	2%	-	2%	-	

