



# Turning Movement Count

SRF Consulting Group

3701 Wayzata Blvd, Suite 100, Minneapolis, MN 55416

Intersection: 85th Avenue & Logan Avenue / Edinburgh Centre Drive

Date: 11/7/2024

Start Time	85th Avenue EB					W Leg Peds	85th Avenue WB					E Leg Peds	Logan Avenue NB				S Leg Peds	Edinburgh Centre Drive SB				N Leg Peds	15 min Veh. Total	15 min Ped Total
	U	L	T	R	U		L	T	R	U	L		T	R	U	L		T	R					
6:00	-	3	56	1	-	-	-	22	8	-	-	2	1	3	-	-	6	-	4	-	106	-		
6:15	-	6	69	2	-	-	2	36	17	-	-	2	2	7	-	-	12	2	5	1	162	1		
6:30	-	4	81	2	-	-	4	38	31	-	-	13	8	4	-	-	24	1	5	-	215	-		
6:45	-	6	86	2	-	-	1	59	30	-	-	10	5	10	-	-	12	3	13	-	237	-		
7:00	-	12	124	3	-	-	1	61	19	-	-	3	3	5	-	-	23	-	6	1	260	1		
7:15	-	14	116	7	1	-	5	66	26	2	-	8	3	24	-	-	33	2	4	-	308	3		
7:30	-	10	138	10	-	-	5	66	23	-	-	5	5	18	-	-	29	1	8	-	318	-		
7:45	-	22	98	9	-	-	7	106	32	-	-	8	6	12	-	-	27	7	11	-	345	-		
8:00	-	14	104	5	-	-	4	101	33	-	-	3	6	10	-	-	32	3	10	-	325	-		
8:15	-	18	116	5	1	-	5	72	27	-	-	7	9	12	-	-	40	5	16	-	332	1		
8:30	-	3	112	5	-	-	2	58	28	-	-	8	8	8	-	-	23	4	14	-	273	-		
8:45	-	14	104	6	-	1	3	75	50	-	-	1	7	5	-	-	27	3	12	-	308	-		
9:00	-	19	88	4	1	-	5	60	39	2	-	13	14	10	-	-	35	6	22	-	315	3		
9:15	-	18	74	6	-	-	6	68	38	1	-	6	6	11	-	-	30	3	23	1	289	2		
9:30	-	21	104	6	-	-	7	54	39	-	-	6	5	3	-	-	35	6	17	1	303	1		
9:45	-	11	73	5	-	-	6	77	46	1	-	6	5	7	-	-	31	6	16	-	289	1		
10:00	-	23	79	8	4	-	3	65	38	-	-	4	6	15	-	-	43	4	16	-	304	4		
10:15	-	14	95	5	-	-	3	70	51	1	-	6	4	8	-	-	36	3	15	-	310	1		
10:30	-	19	87	9	2	-	2	72	51	-	-	6	6	6	-	-	34	7	16	-	315	2		
10:45	-	10	85	8	-	-	5	83	36	-	-	7	7	6	-	-	36	5	14	-	302	-		
11:00	-	25	65	2	-	-	5	56	41	-	-	3	4	8	-	-	35	8	12	-	264	-		
11:15	-	16	88	4	-	-	2	57	42	1	-	2	9	5	-	-	34	4	19	-	282	1		
11:30	-	19	97	7	-	-	3	70	48	1	-	9	12	10	-	-	43	13	24	-	355	1		
11:45	-	17	104	9	-	-	2	85	58	-	-	9	4	5	-	-	41	11	18	-	363	-		
12:00	-	24	81	4	6	1	4	72	51	-	-	4	6	5	6	-	38	11	29	-	330	12		
12:15	-	18	84	15	2	-	5	64	42	1	-	7	5	5	1	-	40	9	19	3	313	7		
12:30	-	25	82	5	-	-	1	94	50	1	-	6	6	6	-	-	56	9	27	-	367	1		
12:45	-	19	77	10	2	-	4	75	37	-	-	6	7	10	-	-	37	5	12	3	299	5		
13:00	-	18	90	3	1	-	6	85	42	-	-	8	6	5	-	-	48	14	23	1	348	2		
13:15	-	22	113	8	-	-	6	76	44	-	-	6	8	3	-	-	37	9	30	1	362	1		
13:30	-	12	98	12	-	-	6	84	43	-	-	9	4	14	-	-	43	11	15	1	351	1		
13:45	-	14	90	16	-	-	7	74	51	-	-	10	9	5	-	-	37	10	13	-	336	-		
14:00	-	15	110	14	1	1	8	91	44	3	-	10	9	9	-	-	35	3	15	-	364	4		
14:15	-	23	109	10	2	-	7	101	41	2	-	19	10	7	-	-	47	13	26	1	413	5		
14:30	-	23	118	9	4	1	13	96	42	-	-	10	11	11	-	-	36	11	17	-	398	4		
14:45	-	25	123	15	-	-	8	108	53	2	-	11	14	10	1	-	50	15	16	3	448	6		
15:00	-	12	117	20	-	-	8	110	59	-	-	15	9	10	-	-	46	10	22	-	438	-		
15:15	-	15	151	13	-	-	9	118	62	-	-	11	7	12	-	-	38	17	19	-	472	-		
15:30	2	19	170	18	-	-	10	137	50	-	-	17	10	15	-	-	41	12	18	-	519	-		
15:45	-	13	154	17	-	1	8	131	58	-	-	13	21	14	-	-	41	15	24	-	510	-		
16:00	-	23	163	11	2	-	7	107	62	-	-	23	10	12	-	-	47	18	17	2	500	4		
16:15	-	28	168	21	1	-	9	138	60	-	-	16	19	12	-	-	40	11	27	1	549	2		
16:30	-	24	157	14	-	2	8	118	56	-	-	10	10	18	-	-	50	13	20	2	500	2		
16:45	-	22	182	13	3	-	13	126	57	-	-	9	15	7	-	-	50	12	27	-	533	3		
17:00	-	26	164	19	-	1	12	123	51	2	-	8	14	8	-	-	47	20	20	-	513	2		
17:15	-	22	141	8	2	-	9	130	51	3	-	8	24	6	-	-	57	21	20	-	497	5		
17:30	-	21	140	20	-	-	4	125	53	4	-	13	22	10	-	-	40	11	17	-	476	4		
17:45	-	24	121	21	-	-	8	142	55	-	-	14	11	5	-	-	52	16	20	-	489	-		
18:00	-	13	108	16	1	-	7	104	59	-	-	12	15	10	-	-	51	12	28	-	435	1		
18:15	-	16	122	12	2	-	12	83	56	2	-	7	13	7	-	-	41	15	17	-	401	4		
18:30	-	18	85	7	-	-	6	81	33	1	-	8	16	7	-	-	42	17	25	-	345	1		
18:45	-	12	63	12	-	-	7	85	47	-	-	9	5	5	-	-	37	6	14	-	302	-		
<b>Total</b>	<b>2</b>	<b>884</b>	<b>5,624</b>	<b>493</b>	<b>38</b>	<b>8</b>	<b>300</b>	<b>4,455</b>	<b>2,260</b>	<b>30</b>	<b>-</b>	<b>446</b>	<b>461</b>	<b>460</b>	<b>8</b>	<b>-</b>	<b>1,945</b>	<b>453</b>	<b>897</b>	<b>22</b>	<b>18,688</b>	<b>98</b>		
<b>Trucks</b>	-	2%	3%	2%		-	4%	3%	2%		-	4%	0%	3%		-	2%	1%	2%		2%			



# Turning Movement Count

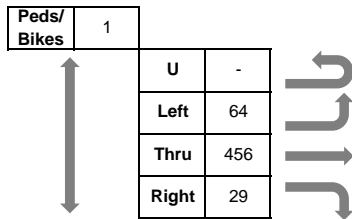
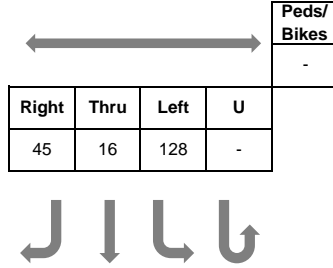
SRF Consulting Group

3701 Wayzata Blvd, Suite 100, Minneapolis, MN 55416

Intersection: 85th Avenue & Logan Avenue / Edinburgh Centre Drive

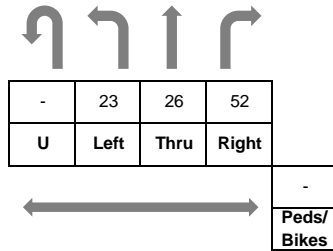
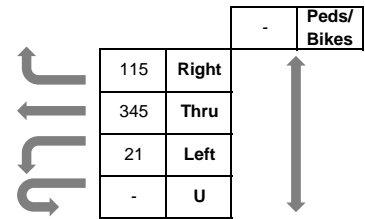
Date: 11/7/2024

Start Time	85th Avenue EB					W Leg Peds	85th Avenue WB				E Leg Peds	Logan Avenue NB				S Leg Peds	Edinburgh Centre Drive SB				N Leg Peds	15 min Veh. Total	15 min Ped Total
	U	L	T	R	U		L	T	R	U		L	T	R	U		L	T	R				
7:30	-	10	138	10	-	-	5	66	23	-	-	5	5	18	-	-	29	1	8	-	318	-	
7:45	-	22	98	9	-	-	7	106	32	-	-	8	6	12	-	-	27	7	11	-	345	-	
8:00	-	14	104	5	-	-	4	101	33	-	-	3	6	10	-	-	32	3	10	-	325	-	
8:15	-	18	116	5	1	-	5	72	27	-	-	7	9	12	-	-	40	5	16	-	332	1	
<b>Total</b>	-	<b>64</b>	<b>456</b>	<b>29</b>	<b>1</b>	-	<b>21</b>	<b>345</b>	<b>115</b>	-	-	<b>23</b>	<b>26</b>	<b>52</b>	-	-	<b>128</b>	<b>16</b>	<b>45</b>	-	<b>1,320</b>	<b>1</b>	
<b>PHF</b>	-	0.73	0.83	0.73		-	0.75	0.81	0.87		-	0.72	0.72	0.72		-	0.80	0.57	0.70		0.96		
<b>Trucks</b>	-	2%	4%	-		-	14%	3%	3%		-	-	-	6%		-	2%	-	2%		3%		



**AM Peak Hour**  
7:30 to 8:30

**Total Vehicles: 1,320**



# Turning Movement Count

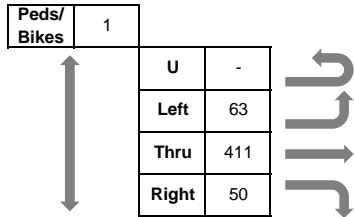
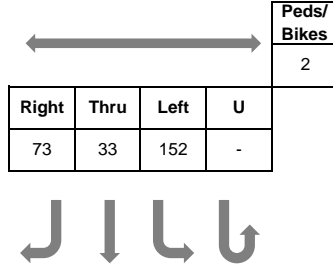
SRF Consulting Group

3701 Wayzata Blvd, Suite 100, Minneapolis, MN 55416

Intersection: 85th Avenue & Logan Avenue / Edinburgh Centre Drive

Date: 11/7/2024

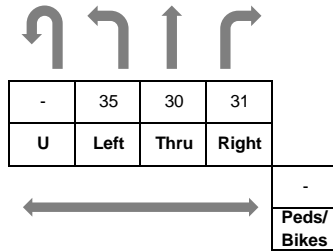
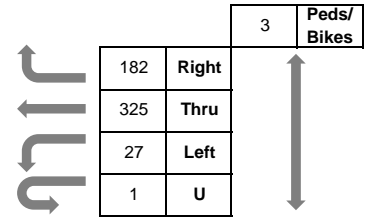
Start Time	85th Avenue EB					W Leg Peds	85th Avenue WB				E Leg Peds	Logan Avenue NB				S Leg Peds	Edinburgh Centre Drive SB				N Leg Peds	15 min Veh. Total	15 min Ped Total
	U	L	T	R	U		L	T	R	U		L	T	R	U		L	T	R				
13:15	-	22	113	8	-	-	6	76	44	-	-	6	8	3	-	-	37	9	30	1	362	1	
13:30	-	12	98	12	-	-	6	84	43	-	-	9	4	14	-	-	43	11	15	1	351	1	
13:45	-	14	90	16	-	-	7	74	51	-	-	10	9	5	-	-	37	10	13	-	336	-	
14:00	-	15	110	14	1	1	8	91	44	3	-	10	9	9	-	-	35	3	15	-	364	4	
<b>Total</b>	-	<b>63</b>	<b>411</b>	<b>50</b>	<b>1</b>	<b>1</b>	<b>27</b>	<b>325</b>	<b>182</b>	<b>3</b>	-	<b>35</b>	<b>30</b>	<b>31</b>	-	-	<b>152</b>	<b>33</b>	<b>73</b>	<b>2</b>	<b>1,413</b>	<b>6</b>	
<b>PHF</b>	-	0.72	0.91	0.78		0.25	0.84	0.89	0.89		-	0.88	0.83	0.55		-	0.88	0.75	0.61		0.97		
<b>Trucks</b>	-	2%	2%	2%		-	7%	4%	1%		-	3%	-	13%		-	1%	3%	-		2%		



**Midday Peak Hour**

**13:15 to 14:15**

**Total Vehicles: 1,413**



# Turning Movement Count

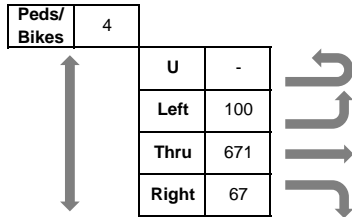
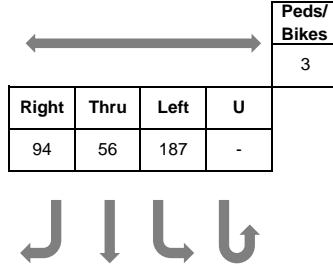
SRF Consulting Group

3701 Wayzata Blvd, Suite 100, Minneapolis, MN 55416

Intersection: 85th Avenue & Logan Avenue / Edinburgh Centre Drive

Date: 11/7/2024

Start Time	85th Avenue EB					W Leg Peds	85th Avenue WB				E Leg Peds	Logan Avenue NB				S Leg Peds	Edinburgh Centre Drive SB				N Leg Peds	15 min Veh. Total	15 min Ped Total
	U	L	T	R	U		L	T	R	U		L	T	R	U		L	T	R				
16:15	-	28	168	21	1	-	9	138	60	-	-	16	19	12	-	-	40	11	27	1	549	2	
16:30	-	24	157	14	-	2	8	118	56	-	-	10	10	18	-	-	50	13	20	2	500	2	
16:45	-	22	182	13	3	-	13	126	57	-	-	9	15	7	-	-	50	12	27	-	533	3	
17:00	-	26	164	19	-	1	12	123	51	2	-	8	14	8	-	-	47	20	20	-	513	2	
<b>Total</b>	-	<b>100</b>	<b>671</b>	<b>67</b>	<b>4</b>	<b>3</b>	<b>42</b>	<b>505</b>	<b>224</b>	<b>2</b>	-	<b>43</b>	<b>58</b>	<b>45</b>	-	-	<b>187</b>	<b>56</b>	<b>94</b>	<b>3</b>	<b>2,095</b>	<b>9</b>	
<b>PHF</b>	-	<b>0.89</b>	<b>0.92</b>	<b>0.80</b>		<b>0.38</b>	<b>0.81</b>	<b>0.91</b>	<b>0.93</b>		-	<b>0.67</b>	<b>0.76</b>	<b>0.63</b>		-	<b>0.94</b>	<b>0.70</b>	<b>0.87</b>		<b>0.95</b>		
<b>Trucks</b>	-	<b>1%</b>	<b>2%</b>	<b>-</b>		<b>-</b>	<b>2%</b>	<b>1%</b>	<b>1%</b>		-	<b>2%</b>	<b>-</b>	<b>2%</b>		-	<b>2%</b>	<b>-</b>	<b>1%</b>		<b>1%</b>		



**PM Peak Hour**  
16:15 to 17:15  
**Total Vehicles: 2,095**

