





# Turning Movement Count

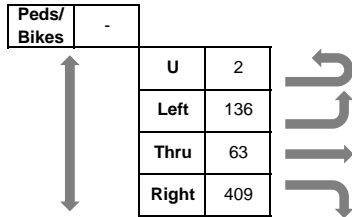
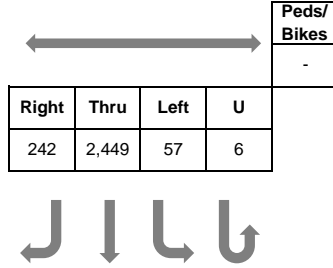
SRF Consulting Group

3701 Wayzata Blvd, Suite 100, Minneapolis, MN 55416

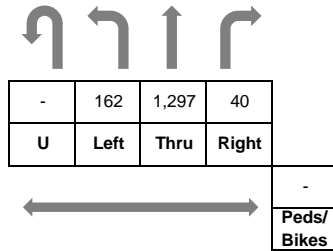
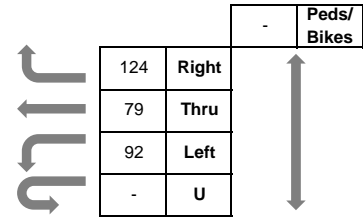
Intersection: TH 252 & 85th Avenue

Date: 11/7/2024

Start Time	85th Avenue EB					W Leg Peds	85th Avenue WB				E Leg Peds	TH 252 NB				S Leg Peds	TH 252 SB				N Leg Peds	15 min Veh. Total	15 min Ped Total
	U	L	T	R	U		L	T	R	U		L	T	R	U		L	T	R				
7:15	-	40	15	108	-	-	22	10	36	-	-	45	366	7	-	2	10	616	50	-	1,327	-	
7:30	-	40	22	109	-	-	24	20	35	-	-	21	299	12	-	2	15	641	44	-	1,284	-	
7:45	1	27	14	102	-	-	27	32	39	-	-	43	315	7	-	1	15	574	69	-	1,266	-	
8:00	1	29	12	90	-	-	19	17	14	-	-	53	317	14	-	1	17	618	79	-	1,281	-	
<b>Total</b>	<b>2</b>	<b>136</b>	<b>63</b>	<b>409</b>	-	-	<b>92</b>	<b>79</b>	<b>124</b>	-	-	<b>162</b>	<b>1,297</b>	<b>40</b>	-	<b>6</b>	<b>57</b>	<b>2,449</b>	<b>242</b>	-	<b>5,158</b>	-	
<b>PHF</b>	0.50	0.85	0.72	0.94			0.85	0.62	0.79			0.76	0.89	0.71		0.75	0.84	0.96	0.77		0.97		
<b>Trucks</b>	-	4%	3%	3%			2%	4%	2%			4%	4%	-		-	2%	2%	3%		3%		



**AM Peak Hour**  
7:15 to 8:15  
**Total Vehicles: 5,158**





# Turning Movement Count

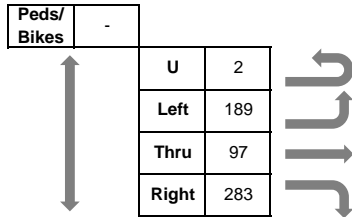
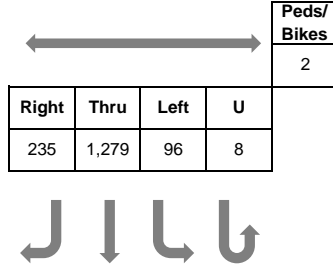
SRF Consulting Group

3701 Wayzata Blvd, Suite 100, Minneapolis, MN 55416

Intersection: TH 252 & 85th Avenue

Date: 11/7/2024

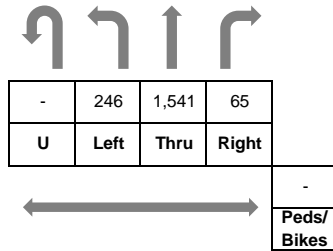
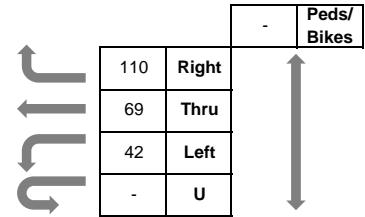
Start Time	85th Avenue EB					W Leg Peds	85th Avenue WB				E Leg Peds	TH 252 NB				S Leg Peds	TH 252 SB				N Leg Peds	15 min Veh. Total	15 min Ped Total
	U	L	T	R	U		L	T	R	U		L	T	R	U		L	T	R				
13:15	1	49	21	78	-	-	15	17	19	-	-	58	328	16	-	1	20	317	51	-	991	-	
13:30	-	50	26	72	-	-	7	19	25	-	-	62	376	14	-	2	30	324	52	-	1,059	-	
13:45	1	32	23	64	-	-	7	14	33	-	-	53	420	15	-	2	22	303	71	2	1,060	2	
14:00	-	58	27	69	-	-	13	19	33	-	-	73	417	20	-	3	24	335	61	-	1,152	-	
<b>Total</b>	<b>2</b>	<b>189</b>	<b>97</b>	<b>283</b>	-	-	<b>42</b>	<b>69</b>	<b>110</b>	-	-	<b>246</b>	<b>1,541</b>	<b>65</b>	-	<b>8</b>	<b>96</b>	<b>1,279</b>	<b>235</b>	<b>2</b>	<b>4,262</b>	<b>2</b>	
<b>PHF</b>	0.50	0.81	0.90	0.91	-	-	0.70	0.91	0.83	-	-	0.84	0.92	0.81	-	0.67	0.80	0.95	0.83	-	0.92	-	
<b>Trucks</b>	-	4%	-	2%	-	-	-	-	1%	-	-	3%	2%	2%	-	-	1%	3%	4%	-	3%	-	



**Midday Peak Hour**

**13:15 to 14:15**

**Total Vehicles: 4,262**





# Turning Movement Count

SRF Consulting Group

3701 Wayzata Blvd, Suite 100, Minneapolis, MN 55416

Intersection: TH 252 & 85th Avenue

Date: 11/7/2024

Start Time	85th Avenue EB					W Leg Peds	85th Avenue WB				E Leg Peds	TH 252 NB				S Leg Peds	TH 252 SB				N Leg Peds	15 min Veh. Total	15 min Ped Total
	U	L	T	R	U		L	T	R	U		L	T	R	U		L	T	R				
16:00	-	73	34	66	-	-	12	24	37	-	1	75	720	16	-	3	34	397	82	-	1,574	-	
16:15	1	97	56	92	-	-	13	28	40	-	-	67	696	18	-	5	20	391	108	-	1,632	-	
16:30	-	76	41	92	-	-	14	22	50	-	-	64	750	18	-	2	31	335	91	-	1,586	-	
16:45	-	94	50	95	-	1	10	34	49	-	-	56	684	9	-	8	33	384	103	-	1,610	-	
<b>Total</b>	<b>1</b>	<b>340</b>	<b>181</b>	<b>345</b>	-	<b>1</b>	<b>49</b>	<b>108</b>	<b>176</b>	-	<b>1</b>	<b>262</b>	<b>2,850</b>	<b>61</b>	-	<b>18</b>	<b>118</b>	<b>1,507</b>	<b>384</b>	-	<b>6,402</b>	-	
<b>PHF</b>	0.25	0.88	0.81	0.91		0.25	0.88	0.79	0.88		0.25	0.87	0.95	0.85		0.56	0.87	0.95	0.89		0.98		
<b>Trucks</b>	-	2%	1%	3%		-	-	5%	4%		-	1%	2%	2%		-	-	1%	1%		2%		

