

SRF Consulting Group, Inc.

One Carlson Parkway, Suite 150
Plymouth, MN 55447-4443

SRF No. 8060: Hwy 5
Location: TH 41/ Lyman Blvd
Weekday Count
SRF Consulting

File Name : 50_TH 41 & Lyman Blvd
Site Code : 09281120
Start Date : 2/13/2013
Page No : 1

Groups Printed- Cars+ - Heavy Vehicles

Start Time	TH 41 Southbound					Lyman Blvd Westbound					TH 41 Northbound					Lyman Blvd Eastbound					Int. Total
	Peds	Left	Thru	Right	App. Total	Peds	Left	Thru	Right	App. Total	Peds	Left	Thru	Right	App. Total	Peds	Left	Thru	Right	App. Total	
06:00 AM	0	16	17	3	36	0	4	5	3	12	0	11	38	20	69	0	1	0	0	1	118
06:15 AM	0	17	15	4	36	0	7	4	0	11	0	8	36	22	66	0	0	0	0	0	113
06:30 AM	0	22	23	4	49	0	6	6	14	26	0	9	58	35	102	0	0	0	0	0	177
06:45 AM	0	37	54	13	104	0	14	6	11	31	0	13	82	55	150	0	1	1	0	2	287
Total	0	92	109	24	225	0	31	21	28	80	0	41	214	132	387	0	2	1	0	3	695
07:00 AM	0	21	61	11	93	0	30	8	3	41	0	6	97	52	155	0	1	1	1	3	292
07:15 AM	0	31	69	17	117	0	14	2	6	22	0	8	97	50	155	0	0	0	0	0	294
07:30 AM	0	49	81	10	140	0	13	4	10	27	0	4	118	70	192	0	0	0	0	0	359
07:45 AM	0	63	87	16	166	0	14	8	6	28	0	15	133	103	251	0	0	0	0	0	445
Total	0	164	298	54	516	0	71	22	25	118	0	33	445	275	753	0	1	1	1	3	1390
08:00 AM	0	45	72	17	134	0	17	9	5	31	0	10	119	68	197	0	0	1	0	1	363
08:15 AM	0	21	63	8	92	0	7	4	4	15	0	6	112	34	152	0	0	1	1	2	261
08:30 AM	0	24	80	4	108	0	12	10	12	34	0	6	98	31	135	1	0	0	0	1	278
08:45 AM	0	10	76	2	88	0	9	4	13	26	0	2	110	31	143	0	4	0	0	4	261
Total	0	100	291	31	422	0	45	27	34	106	0	24	439	164	627	1	4	2	1	8	1163
09:00 AM	0	11	62	8	81	0	14	6	7	27	0	5	121	41	167	0	1	1	1	3	278
09:15 AM	0	6	74	6	86	0	24	6	3	33	0	0	110	15	125	0	0	2	3	5	249
*** BREAK ***																					
Total	0	17	136	14	167	0	38	12	10	60	0	5	231	56	292	0	1	3	4	8	527
*** BREAK ***																					
10:30 AM	0	2	63	1	66	0	8	2	9	19	0	1	61	12	74	0	0	2	2	4	163
10:45 AM	0	5	78	0	83	0	15	0	3	18	0	1	69	12	82	0	1	1	2	4	187
Total	0	7	141	1	149	0	23	2	12	37	0	2	130	24	156	0	1	3	4	8	350
11:00 AM	0	9	78	4	91	0	18	2	6	26	0	2	92	14	108	0	2	1	4	7	232
11:15 AM	0	6	80	2	88	0	25	0	14	39	0	1	76	15	92	0	6	1	8	15	234
11:30 AM	0	8	109	4	121	0	32	2	13	47	0	3	62	13	78	0	2	3	7	12	258
11:45 AM	0	13	93	0	106	0	34	2	14	50	0	3	70	28	101	0	11	1	4	16	273
Total	0	36	360	10	406	0	109	6	47	162	0	9	300	70	379	0	21	6	23	50	997
12:00 PM	0	6	89	6	101	0	41	0	15	56	0	4	69	20	93	0	8	3	7	18	268
12:15 PM	0	5	80	7	92	0	32	1	9	42	0	6	101	24	131	0	4	1	7	12	277
12:30 PM	0	9	90	7	106	0	22	2	9	33	0	13	99	34	146	0	5	2	9	16	301
12:45 PM	0	8	91	6	105	0	13	7	7	27	0	8	104	45	157	0	4	4	2	10	299
Total	0	28	350	26	404	0	108	10	40	158	0	31	373	123	527	0	21	10	25	56	1145
01:00 PM	0	15	83	5	103	0	16	4	7	27	0	2	73	20	95	0	3	1	2	6	231
01:15 PM	0	9	90	4	103	0	21	5	8	34	0	3	80	24	107	0	0	2	2	4	248
*** BREAK ***																					
Total	0	24	173	9	206	0	37	9	15	61	0	5	153	44	202	0	3	3	4	10	479
*** BREAK ***																					
02:30 PM	0	6	80	0	86	0	27	1	48	76	0	2	102	20	124	0	3	2	5	10	296
02:45 PM	0	8	97	2	107	0	18	2	33	53	0	0	96	17	113	0	1	0	2	3	276
Total	0	14	177	2	193	0	45	3	81	129	0	2	198	37	237	0	4	2	7	13	572
03:00 PM	0	9	110	0	119	0	45	1	29	75	0	1	105	26	132	0	4	5	3	12	338
03:15 PM	0	15	113	2	130	0	44	1	28	73	0	0	94	17	111	0	4	2	2	8	322
03:30 PM	0	9	133	1	143	0	50	0	26	76	0	2	73	12	87	0	17	11	16	44	350
03:45 PM	0	16	106	1	123	0	40	1	25	66	0	1	90	14	105	0	6	3	11	20	314
Total	0	49	462	4	515	0	179	3	108	290	0	4	362	69	435	0	31	21	32	84	1324
04:00 PM	0	9	115	0	124	0	73	0	34	107	0	0	105	15	120	0	13	5	12	30	381
04:15 PM	0	3	115	0	118	0	42	3	38	83	0	2	114	12	128	0	8	3	3	14	343

SRF Consulting Group, Inc.

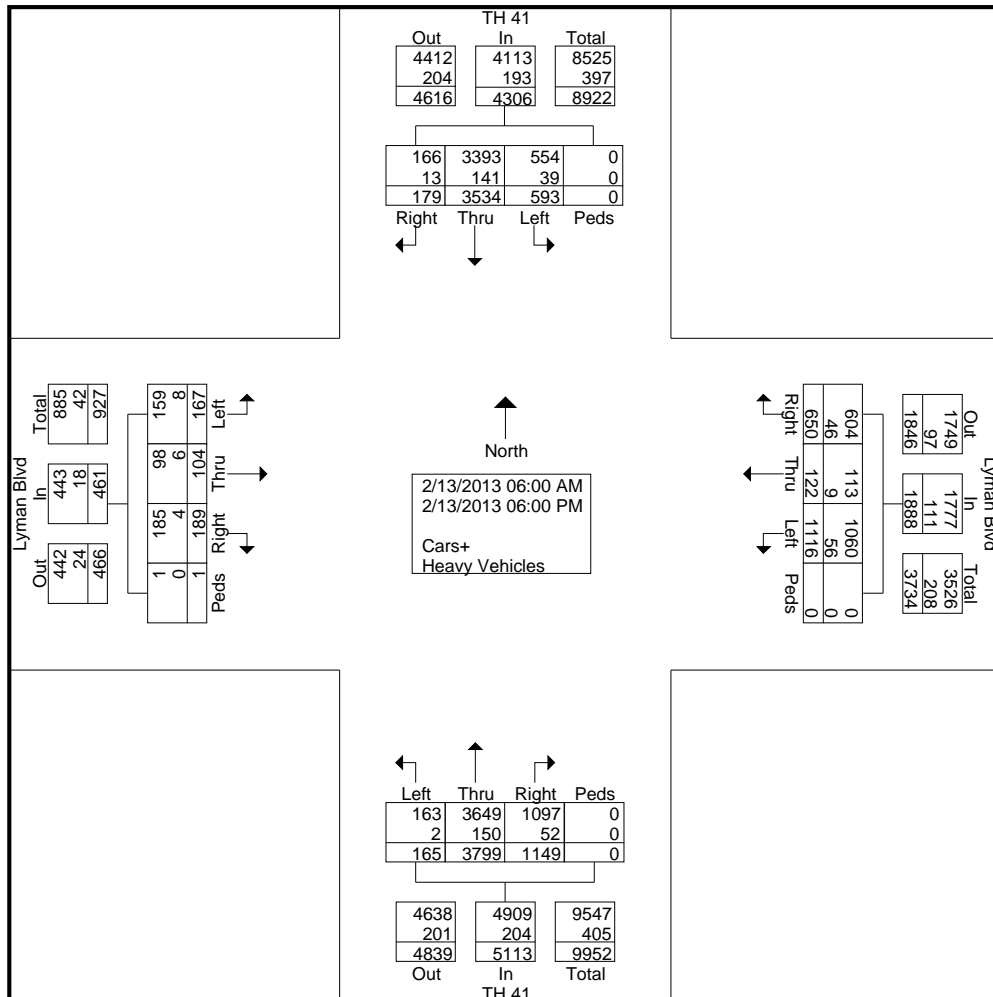
One Carlson Parkway, Suite 150
Plymouth, MN 55447-4443

SRF No. 8060: Hwy 5
Location: TH 41/ Lyman Blvd
Weekday Count
SRF Consulting

File Name : 50_TH 41 & Lyman Blvd
Site Code : 09281120
Start Date : 2/13/2013
Page No : 2

Groups Printed- Cars+ - Heavy Vehicles

Start Time	TH 41 Southbound					Lyman Blvd Westbound					TH 41 Northbound					Lyman Blvd Eastbound					Int. Total
	Peds	Left	Thru	Right	App. Total	Peds	Left	Thru	Right	App. Total	Peds	Left	Thru	Right	App. Total	Peds	Left	Thru	Right	App. Total	
04:30 PM	0	8	128	1	137	0	56	1	33	90	0	2	107	21	130	0	13	8	12	33	390
04:45 PM	0	4	139	0	143	0	33	2	37	72	0	1	107	13	121	0	6	6	13	25	361
Total	0	24	497	1	522	0	204	6	142	352	0	5	433	61	499	0	40	22	40	102	1475
05:00 PM	0	11	133	1	145	0	75	0	34	109	0	1	132	23	156	0	11	4	20	35	445
05:15 PM	0	10	145	0	155	0	52	0	33	85	0	0	152	24	176	0	14	12	12	38	454
05:30 PM	0	5	145	2	152	0	63	1	23	87	0	1	119	17	137	0	9	13	7	29	405
05:45 PM	0	12	117	0	129	0	36	0	18	54	0	2	118	30	150	0	4	1	9	14	347
Total	0	38	540	3	581	0	226	1	108	335	0	4	521	94	619	0	38	30	48	116	1651
*** BREAK ***																					
Grand Total	0	593	3534	179	4306	0	1116	122	650	1888	0	165	3799	1149	5113	1	167	104	189	461	11768
Apprch %	0	13.8	82.1	4.2		0	59.1	6.5	34.4		0	3.2	74.3	22.5		0.2	36.2	22.6	41		
Total %	0	5	30	1.5	36.6	0	9.5	1	5.5	16	0	1.4	32.3	9.8	43.4	0	1.4	0.9	1.6	3.9	
Cars+	0	554	3393	166	4113	0	1060	113	604	1777	0	163	3649	1097	4909	1	159	98	185	443	11242
% Cars+	0	93.4	96	92.7	95.5	0	95	92.6	92.9	94.1	0	98.8	96.1	95.5	96	100	95.2	94.2	97.9	96.1	95.5
Heavy Vehicles	0	39	141	13	193	0	56	9	46	111	0	2	150	52	204	0	8	6	4	18	526
% Heavy Vehicles	0	6.6	4	7.3	4.5	0	5	7.4	7.1	5.9	0	1.2	3.9	4.5	4	0	4.8	5.8	2.1	3.9	4.5




SRF Consulting Group, Inc.

One Carlson Parkway, Suite 150
Plymouth, MN 55447-4443

SRF No. 8060: Hwy 5
Location: TH 41/ Lyman Blvd
Weekday Count
SRF Consulting

File Name : 50_TH 41 & Lyman Blvd
Site Code : 09281120
Start Date : 2/13/2013
Page No : 3

Start Time	TH 41 Southbound					Lyman Blvd Westbound					TH 41 Northbound					Lyman Blvd Eastbound					Int. Total
	Peds	Left	Thru	Right	App. Total	Peds	Left	Thru	Right	App. Total	Peds	Left	Thru	Right	App. Total	Peds	Left	Thru	Right	App. Total	
Peak Hour Analysis From 06:00 AM to 08:45 AM - Peak 1 of 1																					
Peak Hour for Entire Intersection Begins at 07:15 AM																					
07:15 AM	0	31	69	17	117	0	14	2	6	22	0	8	97	50	155	0	0	0	0	0	294
07:30 AM	0	49	81	10	140	0	13	4	10	27	0	4	118	70	192	0	0	0	0	0	359
07:45 AM	0	63	87	16	166	0	14	8	6	28	0	15	133	103	251	0	0	0	0	0	445
08:00 AM	0	45	72	17	134	0	17	9	5	31	0	10	119	68	197	0	0	1	0	1	363
Total Volume	0	188	309	60	557	0	58	23	27	108	0	37	467	291	795	0	0	1	0	1	1461
% App. Total	0	33.8	55.5	10.8		0	53.7	21.3	25		0	4.7	58.7	36.6		0	0	100	0		
PHF	.000	.746	.888	.882	.839	.000	.853	.639	.675	.871	.000	.617	.878	.706	.792	.000	.000	.250	.000	.250	.821
Cars+	0	180	302	59	541	0	57	22	22	101	0	37	448	288	773	0	0	1	0	1	1416
% Cars+	0	95.7	97.7	98.3	97.1	0	98.3	95.7	81.5	93.5	0	100	95.9	99.0	97.2	0	0	100	0	100	96.9
Heavy Vehicles																					
% Heavy Vehicles	0	4.3	2.3	1.7	2.9	0	1.7	4.3	18.5	6.5	0	0	4.1	1.0	2.8	0	0	0	0	0	3.1



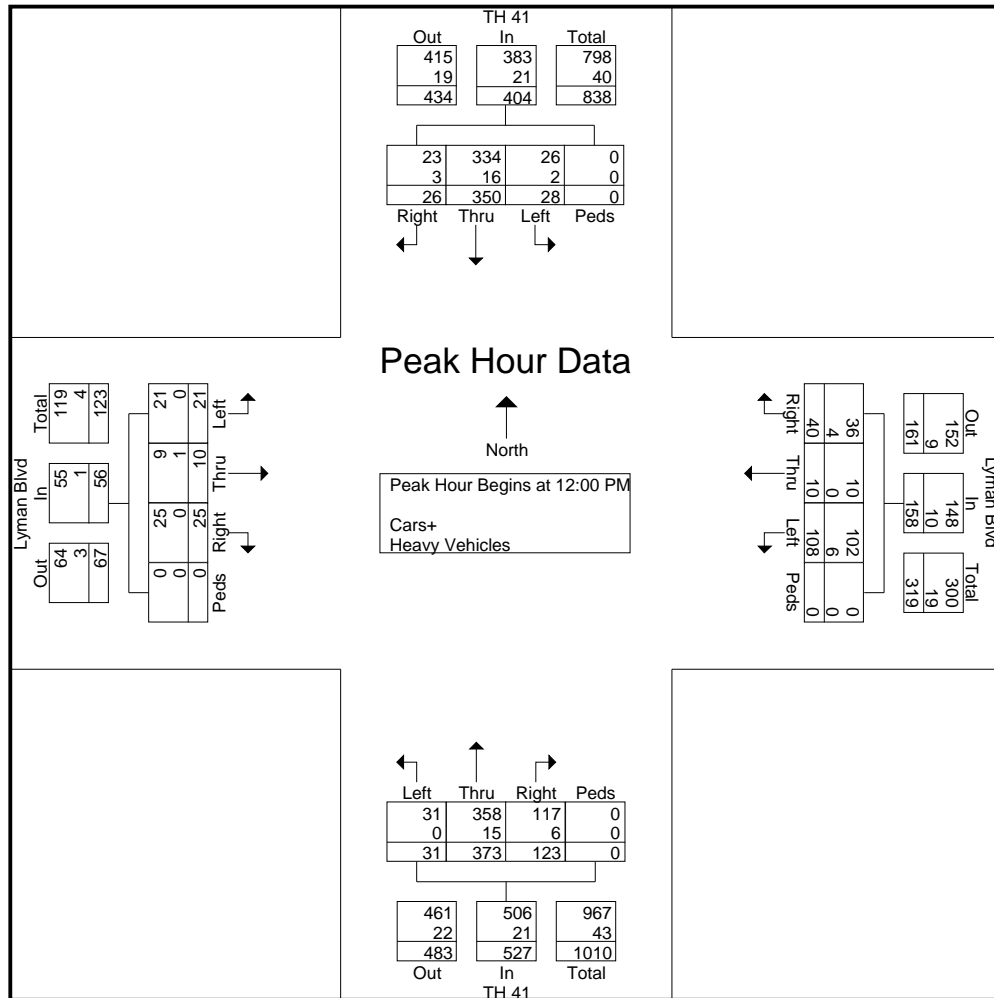
SRF Consulting Group, Inc.

One Carlson Parkway, Suite 150
Plymouth, MN 55447-4443

SRF No. 8060: Hwy 5
Location: TH 41/ Lyman Blvd
Weekday Count
SRF Consulting

File Name : 50_TH 41 & Lyman Blvd
Site Code : 09281120
Start Date : 2/13/2013
Page No : 4

Start Time	TH 41 Southbound					Lyman Blvd Westbound					TH 41 Northbound					Lyman Blvd Eastbound					Int. Total
	Peds	Left	Thru	Right	App. Total	Peds	Left	Thru	Right	App. Total	Peds	Left	Thru	Right	App. Total	Peds	Left	Thru	Right	App. Total	
Peak Hour Analysis From 09:00 AM to 12:45 PM - Peak 1 of 1																					
Peak Hour for Entire Intersection Begins at 12:00 PM																					
12:00 PM	0	6	89	6	101	0	41	0	15	56	0	4	69	20	93	0	8	3	7	18	268
12:15 PM	0	5	80	7	92	0	32	1	9	42	0	6	101	24	131	0	4	1	7	12	277
12:30 PM	0	9	90	7	106	0	22	2	9	33	0	13	99	34	146	0	5	2	9	16	301
12:45 PM	0	8	91	6	105	0	13	7	7	27	0	8	104	45	157	0	4	4	2	10	299
Total Volume	0	28	350	26	404	0	108	10	40	158	0	31	373	123	527	0	21	10	25	56	1145
% App. Total	0	6.9	86.6	6.4		0	68.4	6.3	25.3		0	5.9	70.8	23.3		0	37.5	17.9	44.6		
PHF	.000	.778	.962	.929	.953	.000	.659	.357	.667	.705	.000	.596	.897	.683	.839	.000	.656	.625	.694	.778	.951
Cars+	0	26	334	23	383	0	102	10	36	148	0	31	358	117	506	0	21	9	25	55	1092
% Cars+	0	92.9	95.4	88.5	94.8	0	94.4	100	90.0	93.7	0	100	96.0	95.1	96.0	0	100	90.0	100	98.2	95.4
Heavy Vehicles																					
% Heavy Vehicles	0	7.1	4.6	11.5	5.2	0	5.6	0	10.0	6.3	0	0	4.0	4.9	4.0	0	0	10.0	0	1.8	4.6



SRF Consulting Group, Inc.

One Carlson Parkway, Suite 150
Plymouth, MN 55447-4443

SRF No. 8060: Hwy 5
Location: TH 41/ Lyman Blvd
Weekday Count
SRF Consulting

File Name : 50_TH 41 & Lyman Blvd
Site Code : 09281120
Start Date : 2/13/2013
Page No : 5

Start Time	TH 41 Southbound					Lyman Blvd Westbound					TH 41 Northbound					Lyman Blvd Eastbound					Int. Total
	Peds	Left	Thru	Right	App. Total	Peds	Left	Thru	Right	App. Total	Peds	Left	Thru	Right	App. Total	Peds	Left	Thru	Right	App. Total	
Peak Hour Analysis From 01:00 PM to 04:45 PM - Peak 1 of 1																					
Peak Hour for Entire Intersection Begins at 04:00 PM																					
04:00 PM	0	9	115	0	124	0	73	0	34	107	0	0	105	15	120	0	13	5	12	30	381
04:15 PM	0	3	115	0	118	0	42	3	38	83	0	2	114	12	128	0	8	3	3	14	343
04:30 PM	0	8	128	1	137	0	56	1	33	90	0	2	107	21	130	0	13	8	12	33	390
04:45 PM	0	4	139	0	143	0	33	2	37	72	0	1	107	13	121	0	6	6	13	25	361
Total Volume	0	24	497	1	522	0	204	6	142	352	0	5	433	61	499	0	40	22	40	102	1475
% App. Total	0	4.6	95.2	0.2		0	58	1.7	40.3		0	1	86.8	12.2		0	39.2	21.6	39.2		
PHF	.000	.667	.894	.250	.913	.000	.699	.500	.934	.822	.000	.625	.950	.726	.960	.000	.769	.688	.769	.773	.946
Cars+	0	22	486	1	509	0	198	4	139	341	0	5	420	57	482	0	39	20	39	98	1430
% Cars+	0	91.7	97.8	100	97.5	0	97.1	66.7	97.9	96.9	0	100	97.0	93.4	96.6	0	97.5	90.9	97.5	96.1	96.9
Heavy Vehicles																					
% Heavy Vehicles	0	8.3	2.2	0	2.5	0	2.9	33.3	2.1	3.1	0	0	3.0	6.6	3.4	0	2.5	9.1	2.5	3.9	3.1

