



Turning Movement Count

SRF Consulting Group

3701 Wayzata Blvd, Suite 100, Minneapolis, MN 55416

Intersection: TH 5 & Powers Boulevard

Date: 9/25/2024

Start Time	TH 5					W Leg Peds	TH 5				E Leg Peds	Powers Boulevard				S Leg Peds	Powers Boulevard				N Leg Peds	15 min Veh. Total	15 min Ped Total
	U	L	T	R	EB		U	L	T	R		WB	U	L	T		R	NB	U	L			
6:00	-	8	108	2	-	-	-	7	83	5	-	-	3	4	32	-	-	12	2	3	-	269	-
6:15	-	3	174	8	-	-	-	5	75	11	-	-	1	4	17	-	-	27	10	7	-	342	-
6:30	-	5	189	7	-	-	-	23	121	23	-	-	-	16	13	-	-	23	13	9	-	442	-
6:45	-	12	240	10	-	-	-	26	131	22	-	-	2	18	13	-	-	46	29	14	-	563	-
7:00	-	19	276	10	-	-	-	32	116	30	4	1	3	28	38	-	-	33	29	8	-	623	4
7:15	1	28	291	11	1	-	-	17	139	29	2	2	8	28	29	-	-	47	33	19	-	682	3
7:30	-	23	286	6	-	-	-	47	170	37	1	-	4	50	46	-	-	45	40	41	-	795	1
7:45	-	33	345	12	-	1	-	55	187	54	-	1	3	42	50	-	-	65	50	27	-	925	-
8:00	-	32	268	10	-	-	-	21	178	38	-	-	8	33	33	-	-	42	32	30	-	725	-
8:15	1	30	280	13	-	-	-	32	226	42	1	1	4	44	33	-	-	50	39	36	-	831	1
8:30	1	29	267	7	-	1	-	35	210	46	1	-	7	48	22	-	1	40	33	50	-	797	1
8:45	-	50	250	10	-	-	-	27	221	47	-	2	9	29	11	-	-	71	40	27	-	794	-
9:00	-	47	243	6	-	-	-	29	218	42	1	-	13	37	22	-	-	52	34	28	-	771	1
9:15	-	29	234	8	-	-	-	16	216	45	-	-	5	32	19	-	-	44	26	34	-	708	-
9:30	1	29	191	9	-	-	-	20	174	35	-	-	5	33	20	-	-	43	29	34	-	623	-
9:45	1	41	204	2	-	-	-	17	179	40	-	1	2	38	31	-	-	30	23	35	-	644	-
10:00	1	43	175	2	-	-	-	15	171	39	-	2	4	33	33	-	-	38	30	30	-	616	-
10:15	1	32	200	7	-	-	-	23	175	34	-	-	10	33	21	-	-	32	24	30	-	622	-
10:30	1	33	194	5	-	-	-	22	207	44	1	1	8	40	29	-	-	52	33	36	-	705	1
10:45	-	48	225	4	-	-	-	19	202	43	1	-	5	37	29	-	1	30	35	28	-	706	1
11:00	-	53	212	5	-	-	-	19	188	54	-	-	3	40	26	-	-	33	19	42	-	694	-
11:15	-	47	195	5	-	-	-	20	174	57	-	-	4	47	24	-	-	35	41	43	-	692	-
11:30	-	58	235	9	-	-	-	23	200	60	1	-	7	47	31	-	2	44	44	54	-	814	1
11:45	-	78	244	6	-	-	-	19	226	57	1	-	6	55	28	-	-	39	42	45	-	845	1
12:00	1	82	192	2	-	-	-	26	210	57	-	-	7	52	50	-	-	34	59	57	-	829	-
12:15	-	73	184	4	-	-	-	24	216	71	2	-	9	54	27	-	-	34	46	61	-	803	2
12:30	-	61	217	6	-	1	-	23	215	45	3	-	6	48	38	-	1	27	46	77	-	811	3
12:45	-	56	231	8	-	-	-	28	212	54	-	-	3	42	25	-	-	46	43	48	-	796	-
13:00	1	61	173	8	-	-	-	28	253	49	-	-	4	36	21	-	-	38	36	47	-	755	-
13:15	1	53	207	6	-	1	-	23	201	58	2	-	4	39	16	-	-	38	38	38	-	723	2
13:30	-	64	215	4	-	-	-	21	204	57	1	-	4	35	20	-	-	32	42	58	-	756	1
13:45	-	48	193	7	-	2	-	19	228	66	2	-	6	23	20	-	1	33	34	48	-	728	2
14:00	1	41	185	6	-	-	-	25	213	62	-	-	8	37	32	-	-	38	36	53	-	737	-
14:15	-	46	197	6	-	-	-	14	220	71	3	-	4	37	27	-	-	35	27	46	-	730	3
14:30	-	52	225	7	-	-	-	25	237	76	-	-	15	36	38	-	-	25	42	37	-	815	-
14:45	2	53	245	8	-	-	-	22	223	74	1	-	7	57	32	-	-	33	50	49	-	855	1
15:00	-	58	288	7	-	-	-	17	248	62	-	-	12	46	52	-	-	49	39	57	-	935	-
15:15	1	46	227	4	-	-	-	22	253	84	-	-	11	40	25	-	-	51	56	62	-	882	-
15:30	1	64	219	1	1	-	-	21	237	74	-	-	6	45	48	-	-	52	56	56	1	880	2
15:45	-	44	226	4	-	1	-	39	288	110	-	-	7	75	36	-	-	47	58	68	-	1,003	-
16:00	-	50	272	5	-	-	-	40	304	134	-	-	18	49	39	-	-	55	33	59	-	1,058	-
16:15	2	71	251	10	-	-	-	25	294	144	-	-	18	65	45	-	-	48	53	62	-	1,088	-
16:30	-	60	248	9	-	-	-	28	300	157	-	-	9	76	46	-	-	57	66	50	-	1,106	-
16:45	-	54	231	7	-	2	-	40	323	140	-	-	11	70	59	-	-	38	53	71	-	1,099	-
17:00	1	59	290	9	-	-	-	53	300	133	-	2	11	57	54	-	1	72	61	70	-	1,173	-
17:15	-	76	284	11	-	-	-	32	268	95	1	-	8	64	52	-	1	78	63	57	-	1,089	1
17:30	2	50	201	7	-	-	-	37	270	80	3	-	3	62	48	-	-	70	54	68	-	952	3
17:45	1	55	227	7	-	-	-	38	292	94	1	-	10	53	33	-	-	67	55	67	-	999	1
18:00	-	63	275	5	-	-	-	29	241	86	3	-	9	31	57	-	-	69	56	40	-	961	3
18:15	-	60	238	6	-	-	-	14	217	80	-	-	5	53	44	-	-	65	48	38	-	868	-
18:30	-	46	219	2	-	1	-	21	195	56	5	-	4	47	23	-	-	59	41	52	-	766	5
18:45	-	34	183	7	-	-	-	22	179	86	-	-	4	41	18	-	-	43	43	42	-	702	-
Total	22	2,390	11,869	347	2	10	1,325	11,028	3,289	41	13	347	2,186	1,675	-	8	2,306	2,064	2,248	1	41,127	44	
Trucks	-	1%	3%	5%	-	-	5%	3%	2%	-	-	1%	3%	4%	-	-	2%	3%	1%	-	3%	-	



Turning Movement Count

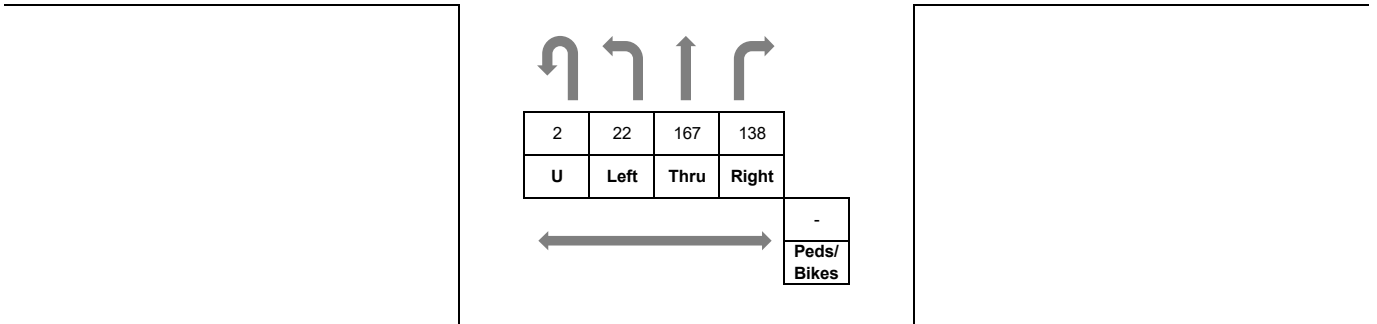
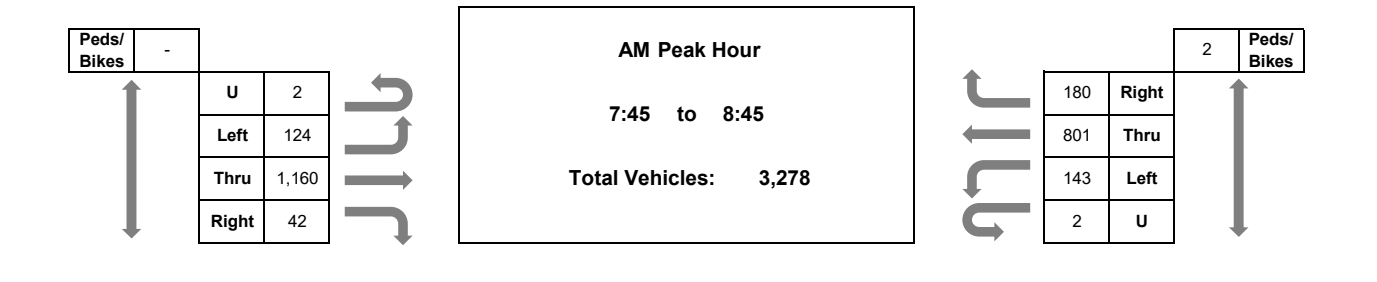
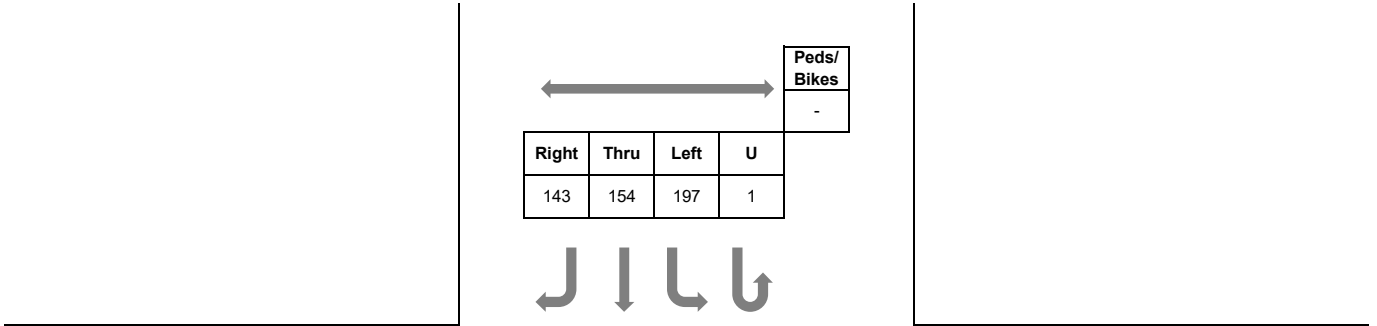
SRF Consulting Group

3701 Wayzata Blvd, Suite 100, Minneapolis, MN 55416

Intersection: TH 5 & Powers Boulevard

Date: 9/25/2024

Start Time	TH 5 EB					W Leg Peds	TH 5 WB				E Leg Peds	Powers Boulevard NB				S Leg Peds	Powers Boulevard SB				N Leg Peds	15 min Veh. Total	15 min Ped Total	
	U	L	T	R	U		L	T	R	U		L	T	R	U		L	T	R					
7:45	-	33	345	12	-	-	1	55	187	54	-	1	3	42	50	-	-	65	50	27	-	925	-	
8:00	-	32	268	10	-	-	-	21	178	38	-	-	8	33	33	-	-	42	32	30	-	725	-	
8:15	1	30	280	13	-	-	-	32	226	42	1	1	4	44	33	-	-	50	39	36	-	831	1	
8:30	1	29	267	7	-	-	1	35	210	46	1	-	7	48	22	-	-	1	40	33	50	-	797	1
Total	2	124	1,160	42	-	-	2	143	801	180	2	2	22	167	138	-	-	1	197	154	143	-	3,278	2
PHF	0.50	0.94	0.84	0.81	-	-	0.50	0.65	0.89	0.83	-	-	0.50	0.69	0.87	0.69	-	-	0.25	0.76	0.77	0.72	-	0.89
Trucks	-	2%	2%	-	-	-	-	2%	4%	4%	-	-	-	-	7%	3%	-	-	3%	6%	2%	-	3%	-





Turning Movement Count

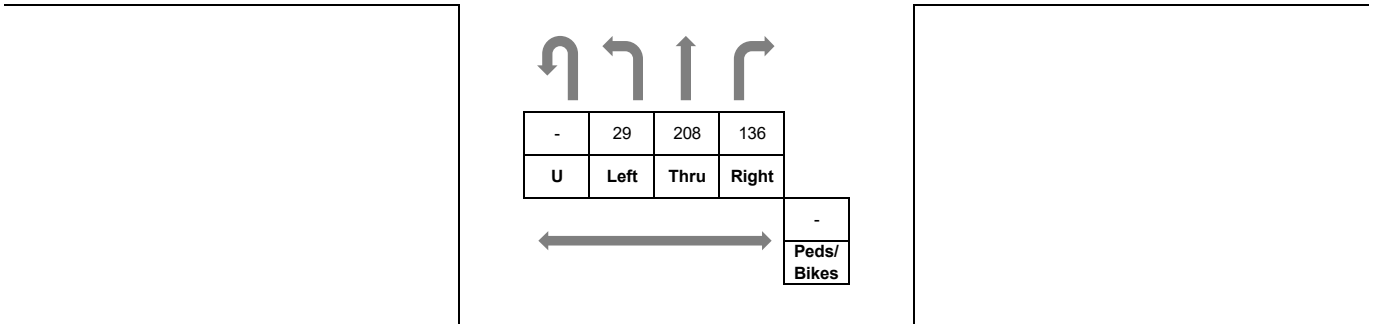
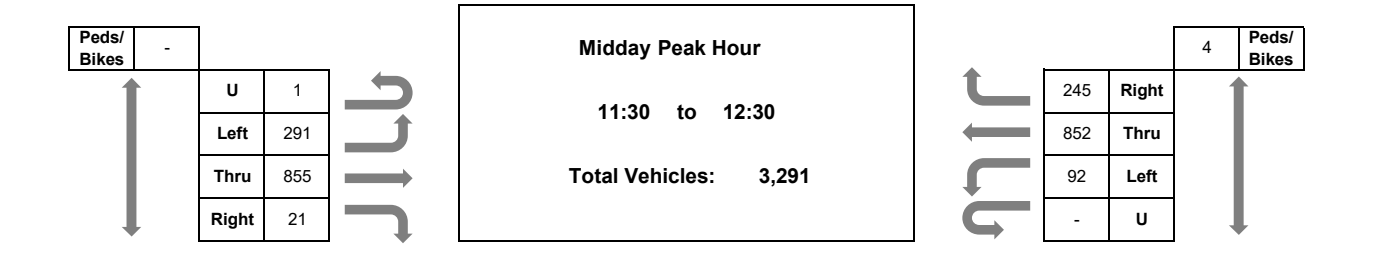
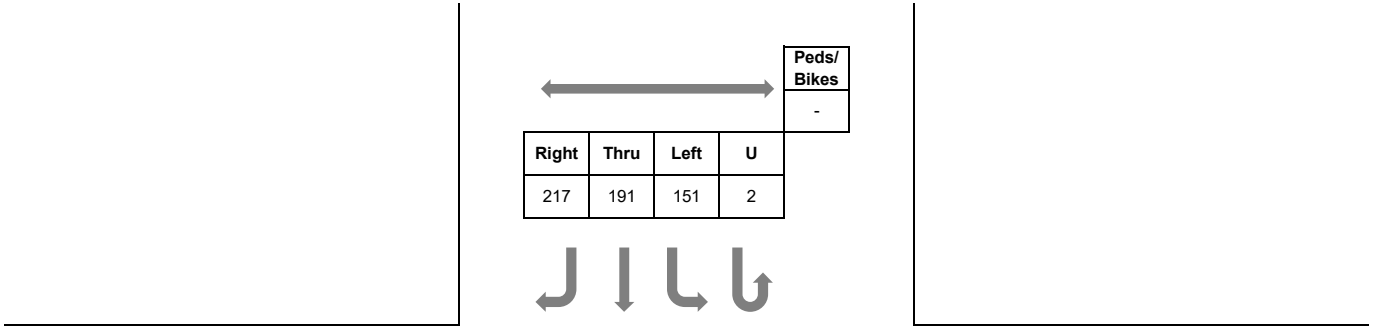
SRF Consulting Group

3701 Wayzata Blvd, Suite 100, Minneapolis, MN 55416

Intersection: TH 5 & Powers Boulevard

Date: 9/25/2024

Start Time	TH 5 EB					W Leg Peds	TH 5 WB					E Leg Peds	Powers Boulevard NB				S Leg Peds	Powers Boulevard SB				N Leg Peds	15 min Veh. Total	15 min Ped Total
	U	L	T	R	U		L	T	R	U	L		T	R	U	L		T	R					
11:30	-	58	235	9	-	-	23	200	60	1	-	7	47	31	-	2	44	44	54	-	-	814	1	
11:45	-	78	244	6	-	-	19	226	57	1	-	6	55	28	-	-	39	42	45	-	-	845	1	
12:00	1	82	192	2	-	-	26	210	57	-	-	7	52	50	-	-	34	59	57	-	-	829	-	
12:15	-	73	184	4	-	-	24	216	71	2	-	9	54	27	-	-	34	46	61	-	-	803	2	
Total	1	291	855	21	-	-	92	852	245	4	-	29	208	136	-	2	151	191	217	-	-	3,291	4	
PHF	0.25	0.89	0.88	0.58	-	-	0.88	0.94	0.86	-	-	0.81	0.95	0.68	-	0.25	0.86	0.81	0.89	-	-	0.97	-	
Trucks	-	1%	4%	10%	-	-	11%	4%	2%	-	-	-	2%	5%	-	-	1%	3%	1%	-	-	3%	-	





Turning Movement Count

SRF Consulting Group

3701 Wayzata Blvd, Suite 100, Minneapolis, MN 55416

Intersection: TH 5 & Powers Boulevard

Date: 9/25/2024

Start Time	TH 5 EB					W Leg Peds	TH 5 WB				E Leg Peds	Powers Boulevard NB				S Leg Peds	Powers Boulevard SB				N Leg Peds	15 min Veh. Total	15 min Ped Total
	U	L	T	R	U		L	T	R	U		L	T	R	U		L	T	R				
16:30	-	60	248	9	-	-	28	300	157	-	-	9	76	46	-	-	57	66	50	-	1,106	-	
16:45	-	54	231	7	-	2	40	323	140	-	-	11	70	59	-	-	38	53	71	-	1,099	-	
17:00	1	59	290	9	-	-	53	300	133	-	2	11	57	54	-	1	72	61	70	-	1,173	-	
17:15	-	76	284	11	-	-	32	268	95	1	-	8	64	52	-	1	78	63	57	-	1,089	1	
Total	1	249	1,053	36	-	2	153	1,191	525	1	2	39	267	211	-	2	245	243	248	-	4,467	1	
PHF	0.25	0.82	0.91	0.82	-	0.25	0.72	0.92	0.84	-	0.25	0.89	0.88	0.89	-	0.50	0.79	0.92	0.87	-	0.95	-	
Trucks	-	0%	2%	-	-	-	1%	0%	2%	-	-	-	1%	1%	-	-	2%	2%	1%	-	1%	-	

