



# Turning Movement Count

SRF Consulting Group

3701 Wayzata Blvd, Suite 100, Minneapolis, MN 55416

Intersection: TH 5 & Venture Lane / Fuller Road

Date: 9/18/2024

Start Time	TH 5 EB					W Leg Peds	TH 5 WB					E Leg Peds	Fuller Road NB				S Leg Peds	Venture Lane SB				N Leg Peds	15 min Veh. Total	15 min Ped Total
	U	L	T	R	U		L	T	R	U	L		T	R	U	L		T	R					
6:00	-	2	184	4	-	-	1	140	1	-	-	1	-	-	-	-	-	-	-	5	-	338	-	
6:15	-	2	256	4	-	-	9	177	-	-	-	-	-	-	-	-	-	1	1	-	-	450	-	
6:30	-	2	292	11	-	-	11	220	-	-	-	-	-	-	-	-	-	-	-	2	-	538	-	
6:45	-	3	318	12	-	-	23	232	1	-	-	2	-	-	-	-	-	1	3	1	-	595	1	
7:00	1	1	368	12	-	-	15	239	3	-	-	3	-	4	-	-	-	-	-	5	-	651	-	
7:15	-	2	470	11	-	-	10	238	2	-	-	1	-	2	-	-	-	-	1	8	1	745	1	
7:30	-	8	516	12	1	-	15	319	-	-	-	4	-	4	-	-	1	-	8	-	-	887	1	
7:45	-	8	499	11	-	-	16	325	3	-	-	3	-	3	-	-	-	-	6	-	-	874	-	
8:00	1	9	477	21	-	-	15	355	4	-	-	5	-	4	-	-	-	2	6	-	-	899	-	
8:15	-	6	486	9	-	-	15	396	6	-	-	3	-	4	-	-	1	-	7	-	-	933	-	
8:30	-	6	483	8	-	-	15	298	5	-	-	1	-	3	-	-	-	1	6	-	-	826	-	
8:45	2	13	398	6	-	-	10	315	2	-	-	5	1	4	-	-	1	-	6	-	-	763	-	
9:00	-	4	365	7	-	-	13	321	3	-	-	5	-	8	-	-	1	-	14	1	-	741	1	
9:15	-	10	298	7	-	-	13	293	1	-	-	4	-	4	-	-	1	2	15	1	-	648	1	
9:30	1	7	352	5	-	-	11	282	2	-	-	5	1	4	-	-	2	2	10	2	-	684	2	
9:45	-	11	339	5	-	1	5	282	3	-	-	1	1	7	-	-	1	-	6	1	-	662	1	
10:00	-	10	266	1	-	-	3	248	4	-	-	2	2	3	-	-	3	2	10	-	-	554	-	
10:15	-	16	362	6	-	-	7	256	4	-	-	3	-	6	-	-	1	1	14	-	-	676	-	
10:30	1	7	281	4	-	1	6	276	5	-	-	7	-	4	-	-	4	1	17	-	-	614	-	
10:45	-	5	325	4	-	-	6	323	1	-	-	6	1	6	-	-	1	1	16	-	-	695	-	
11:00	1	12	314	7	-	-	7	313	1	-	-	10	-	14	-	-	1	1	17	-	-	698	-	
11:15	1	4	330	6	-	-	4	319	8	-	-	2	2	6	-	-	3	-	18	-	-	703	-	
11:30	-	15	352	13	-	-	10	341	2	-	-	6	-	8	-	-	3	1	16	-	-	767	-	
11:45	-	8	315	7	-	1	8	351	7	-	-	11	2	8	-	-	-	-	17	-	-	735	-	
12:00	-	6	357	2	-	-	14	346	4	-	-	10	-	13	-	-	3	1	21	-	-	777	-	
12:15	-	7	333	11	-	-	12	304	1	-	-	7	2	8	-	-	2	1	14	-	-	702	-	
12:30	1	12	340	6	-	1	8	336	2	-	-	5	1	6	-	-	2	2	17	-	-	739	-	
12:45	-	17	305	10	-	-	10	326	2	1	-	6	-	2	-	-	2	3	14	-	-	697	1	
13:00	-	13	343	9	-	1	6	305	3	-	-	5	1	8	-	-	-	-	14	2	-	708	2	
13:15	-	7	316	4	-	-	4	325	4	-	-	3	-	7	-	-	4	1	11	-	-	686	-	
13:30	1	8	321	4	-	-	3	338	6	-	-	3	1	4	-	-	1	-	13	-	-	703	-	
13:45	-	7	338	4	-	1	1	336	5	-	-	5	-	6	-	-	3	2	6	-	-	714	-	
14:00	-	5	306	3	-	-	6	347	4	-	-	3	1	14	-	-	4	1	15	-	-	709	-	
14:15	-	9	332	5	-	-	5	373	4	-	-	6	-	4	-	-	4	1	18	-	-	761	-	
14:30	-	7	343	6	-	-	3	403	11	-	-	6	-	17	-	-	2	-	9	-	-	807	-	
14:45	-	7	318	3	-	-	3	399	2	-	-	4	1	13	-	-	3	2	12	-	-	767	-	
15:00	-	10	369	4	-	-	6	394	5	-	-	7	3	12	-	-	3	-	28	-	-	841	-	
15:15	-	11	410	4	-	-	4	493	5	-	-	5	3	17	-	-	1	1	11	-	-	965	-	
15:30	-	5	471	1	2	1	12	477	3	-	-	10	2	25	-	-	1	1	12	2	-	1,021	4	
15:45	-	14	466	5	-	-	10	481	2	-	-	7	-	15	-	-	2	1	19	-	-	1,021	-	
16:00	1	8	431	7	-	-	8	472	4	-	-	10	3	37	-	-	2	1	22	-	-	1,006	-	
16:15	1	12	434	6	-	-	5	480	3	-	-	9	2	33	-	-	1	3	37	-	-	1,026	-	
16:30	2	6	407	14	-	-	5	474	3	-	-	16	2	35	-	-	2	1	14	-	-	981	-	
16:45	-	10	392	17	-	1	3	502	3	-	-	6	1	14	-	-	4	1	11	-	-	965	-	
17:00	-	6	361	4	-	2	6	532	3	-	-	4	2	11	-	-	5	-	31	-	-	967	-	
17:15	-	4	381	4	-	-	9	509	3	-	-	8	-	23	-	-	3	2	13	-	-	959	-	
17:30	1	1	321	4	-	-	19	485	3	-	-	6	1	11	-	-	1	-	18	-	-	871	-	
17:45	-	6	387	2	-	-	7	446	1	-	-	6	1	9	-	-	1	-	10	-	-	876	-	
18:00	-	2	410	6	-	2	2	424	2	-	-	23	-	12	-	-	1	-	12	-	-	896	-	
18:15	1	8	349	3	-	1	4	398	2	-	-	2	-	5	-	-	-	-	16	1	-	789	1	
18:30	-	6	333	7	-	1	8	372	1	-	-	7	-	9	-	-	-	-	2	-	-	746	-	
18:45	1	2	253	3	-	-	4	320	-	-	-	2	-	9	-	-	-	-	6	1	-	600	1	
<b>Total</b>	<b>17</b>	<b>387</b>	<b>18,773</b>	<b>351</b>	<b>3</b>	<b>14</b>	<b>435</b>	<b>18,256</b>	<b>159</b>	<b>1</b>	<b>-</b>	<b>281</b>	<b>37</b>	<b>485</b>	<b>-</b>	<b>-</b>	<b>81</b>	<b>42</b>	<b>658</b>	<b>13</b>	<b>39,976</b>	<b>17</b>		
<b>Trucks</b>	-	3%	3%	5%		-	7%	3%	1%		-	6%	14%	7%		-	1%	21%	5%		3%			



# Turning Movement Count

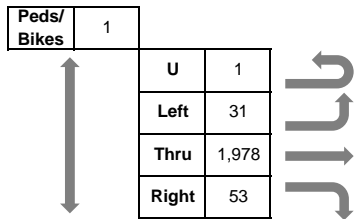
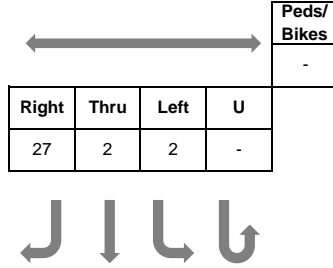
SRF Consulting Group

3701 Wayzata Blvd, Suite 100, Minneapolis, MN 55416

Intersection: TH 5 & Venture Lane / Fuller Road

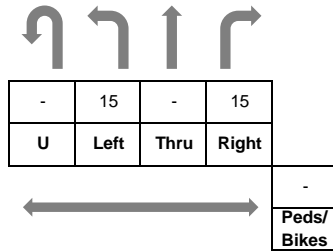
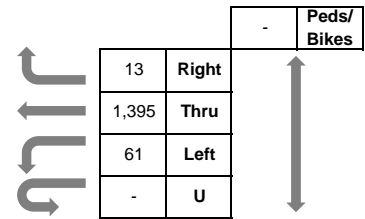
Date: 9/18/2024

Start Time	TH 5 EB					W Leg Peds	TH 5 WB					E Leg Peds	Fuller Road NB				S Leg Peds	Venture Lane SB				N Leg Peds	15 min Veh. Total	15 min Ped Total
	U	L	T	R	U		L	T	R	U	L		T	R	U	L		T	R					
7:30	-	8	516	12	1	-	15	319	-	-	-	4	-	4	-	-	1	-	8	-	-	887	1	
7:45	-	8	499	11	-	-	16	325	3	-	-	3	-	3	-	-	-	-	6	-	-	874	-	
8:00	1	9	477	21	-	-	15	355	4	-	-	5	-	4	-	-	-	2	6	-	-	899	-	
8:15	-	6	486	9	-	-	15	396	6	-	-	3	-	4	-	-	1	-	7	-	-	933	-	
<b>Total</b>	<b>1</b>	<b>31</b>	<b>1,978</b>	<b>53</b>	<b>1</b>	-	<b>61</b>	<b>1,395</b>	<b>13</b>	-	-	<b>15</b>	-	<b>15</b>	-	-	<b>2</b>	<b>2</b>	<b>27</b>	-	-	<b>3,593</b>	<b>1</b>	
<b>PHF</b>	0.25	0.86	0.96	0.63		-	0.95	0.88	0.54		-	0.75	-	0.94		-	0.50	0.25	0.84			0.96		
<b>Trucks</b>	-	-	3%	-		-	3%	4%	-		-	7%	-	13%		-	-	-	4%			3%		



**AM Peak Hour**  
7:30 to 8:30

**Total Vehicles: 3,593**



# Turning Movement Count

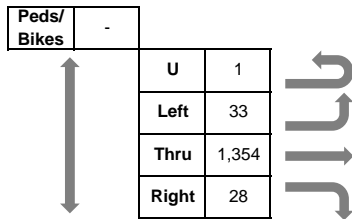
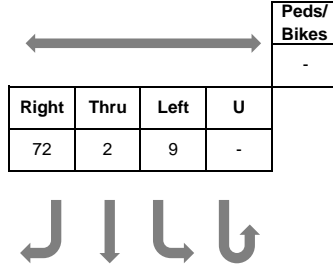
SRF Consulting Group

3701 Wayzata Blvd, Suite 100, Minneapolis, MN 55416

Intersection: TH 5 & Venture Lane / Fuller Road

Date: 9/18/2024

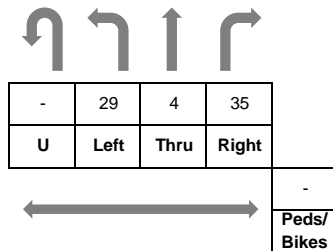
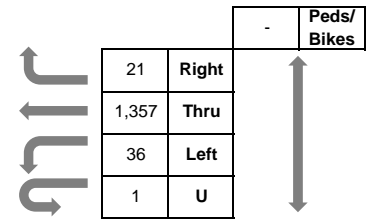
Start Time	TH 5 EB					W Leg Peds	TH 5 WB					E Leg Peds	Fuller Road NB				S Leg Peds	Venture Lane SB				N Leg Peds	15 min Veh. Total	15 min Ped Total
	U	L	T	R	U		L	T	R	U	L		T	R	U	L		T	R					
11:15	1	4	330	6	-	-	4	319	8	-	-	2	2	6	-	-	3	-	18	-	703	-		
11:30	-	15	352	13	-	-	10	341	2	-	-	6	-	8	-	-	3	1	16	-	767	-		
11:45	-	8	315	7	-	1	8	351	7	-	-	11	2	8	-	-	-	-	17	-	735	-		
12:00	-	6	357	2	-	-	14	346	4	-	-	10	-	13	-	-	3	1	21	-	777	-		
<b>Total</b>	<b>1</b>	<b>33</b>	<b>1,354</b>	<b>28</b>	-	<b>1</b>	<b>36</b>	<b>1,357</b>	<b>21</b>	-	-	<b>29</b>	<b>4</b>	<b>35</b>	-	-	<b>9</b>	<b>2</b>	<b>72</b>	-	<b>2,982</b>	-		
<b>PHF</b>	0.25	0.55	0.95	0.54		0.25	0.64	0.97	0.66			0.66	0.50	0.67			0.75	0.50	0.86		0.96			
<b>Trucks</b>	-	3%	5%	11%		-	6%	3%	5%			7%	50%	3%			-	-	50%	3%	4%			



**Midday Peak Hour**

11:15 to 12:15

**Total Vehicles: 2,982**



# Turning Movement Count

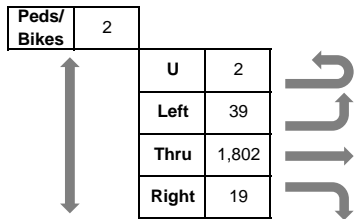
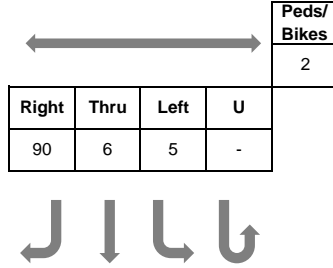
SRF Consulting Group

3701 Wayzata Blvd, Suite 100, Minneapolis, MN 55416

Intersection: TH 5 & Venture Lane / Fuller Road

Date: 9/18/2024

Start Time	TH 5 EB					W Leg Peds	TH 5 WB					E Leg Peds	Fuller Road NB				S Leg Peds	Venture Lane SB				N Leg Peds	15 min Veh. Total	15 min Ped Total
	U	L	T	R	U		L	T	R	U	L		T	R	U	L		T	R					
15:30	-	5	471	1	2	1	12	477	3	-	-	10	2	25	-	-	1	1	12	2	1,021	4		
15:45	-	14	466	5	-	-	10	481	2	-	-	7	-	15	-	-	1	1	19	-	1,021	-		
16:00	1	8	431	7	-	-	8	472	4	-	-	10	3	37	-	-	2	1	22	-	1,006	-		
16:15	1	12	434	6	-	-	5	480	3	-	-	9	2	33	-	-	1	3	37	-	1,026	-		
<b>Total</b>	<b>2</b>	<b>39</b>	<b>1,802</b>	<b>19</b>	<b>2</b>	<b>1</b>	<b>35</b>	<b>1,910</b>	<b>12</b>	<b>-</b>	<b>-</b>	<b>36</b>	<b>7</b>	<b>110</b>	<b>-</b>	<b>-</b>	<b>5</b>	<b>6</b>	<b>90</b>	<b>2</b>	<b>4,074</b>	<b>4</b>		
<b>PHF</b>	0.50	0.70	0.96	0.68		0.25	0.73	0.99	0.75			0.90	0.58	0.74			0.63	0.50	0.61		0.99			
<b>Trucks</b>	-	3%	3%	-		-	6%	1%	-			3%	-	2%			-	-	17%	7%		2%		



**PM Peak Hour**  
15:30 to 16:30

**Total Vehicles: 4,074**

