

MINNESOTA DEPARTMENT of TRANSPORTATION

Metro District Traffic Engineering

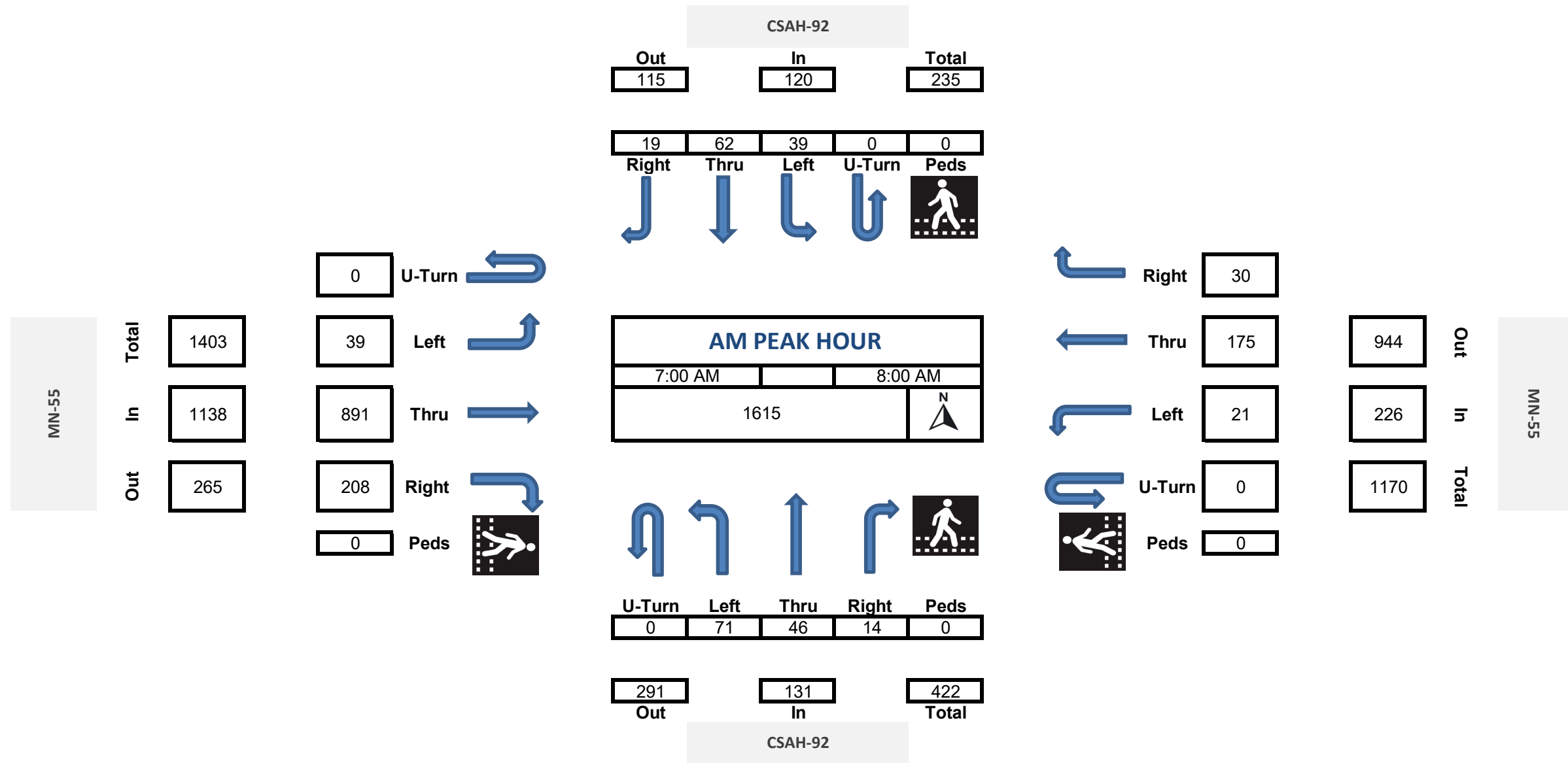
METRO TRAFFIC DATA COLLECTION UNIT

Program Support

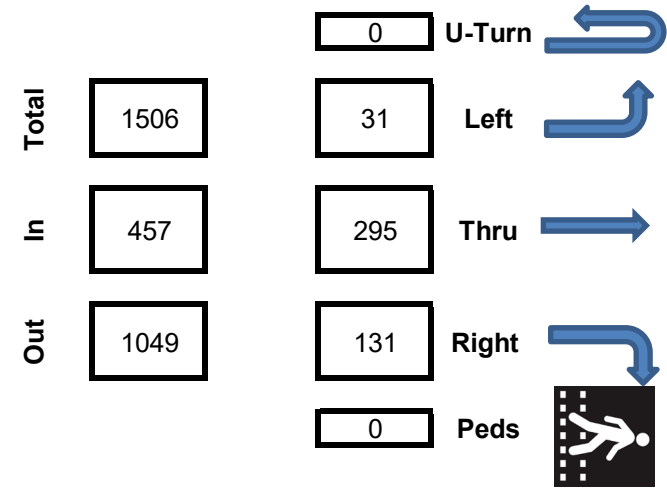
TURN MOVEMENT COUNTS

Intersection: MN55 at CSAH-92_2023																										
City: Greenfield																										
County:																										
Ref.Pt.:																										
Start Date: 10/17/2023																										
Road Name	CSAH-92						MN-55						CSAH-92						MN-55							
Direction	South Bound						West Bound						North Bound						East Bound							
Start Time	U Turns	Left Turns	Straight Through	Right Turns	EB Ped Crossings	WB Ped Crossings	U Turns	Left Turns	Straight Through	Right Turns	NB Ped Crossings	SB Ped Crossings	U Turns	Left Turns	Straight Through	Right Turns	EB Ped Crossings	WB Ped Crossings	U Turns	Left Turns	Straight Through	Right Turns	NB Ped Crossings	SB Ped Crossings	Int. Total	Peds Total
6:00 AM	0	6	5	2	0	0	0	0	18	2	0	0	0	1	1	1	0	0	0	4	147	22	0	0	209	0
6:15 AM	0	7	9	1	0	0	0	1	25	0	0	0	0	9	10	4	0	0	0	3	207	31	0	0	307	0
6:30 AM	0	11	8	5	0	0	0	3	31	6	0	0	0	6	6	5	0	0	0	4	196	50	0	0	331	0
6:45 AM	0	15	16	2	0	0	0	5	27	5	0	0	0	14	10	4	0	0	0	4	174	42	0	0	318	0
Hourly Total	0	39	38	10	0	0	0	9	101	13	0	0	0	30	27	14	0	0	0	15	724	145	0	0	1165	0
7:00 AM	0	13	15	3	0	0	0	3	32	4	0	0	0	15	14	1	0	0	0	6	200	42	0	0	348	0
7:15 AM	0	7	9	2	0	0	0	3	49	10	0	0	0	12	9	3	0	0	0	5	259	53	0	0	421	0
7:30 AM	0	8	21	8	0	0	0	10	46	8	0	0	0	26	11	4	0	0	0	8	202	59	0	0	411	0
7:45 AM	0	11	17	6	0	0	0	5	48	8	0	0	0	18	12	6	0	0	0	20	230	54	0	0	435	0
Hourly Total	0	39	62	19	0	0	0	21	175	30	0	0	0	71	46	14	0	0	0	39	891	208	0	0	1615	0
8:00 AM	0	17	19	13	0	0	0	2	41	8	0	0	0	12	15	9	0	0	0	13	140	42	0	0	331	0
8:15 AM	0	11	16	5	0	0	0	4	26	7	0	0	0	20	9	3	0	0	0	10	126	47	0	0	284	0
8:30 AM	0	4	11	8	0	0	0	5	56	5	0	0	0	13	9	5	0	0	0	5	122	29	0	0	272	0
8:45 AM	0	6	10	3	0	0	0	1	61	7	0	0	0	16	8	4	0	0	0	7	119	30	0	0	272	0
Hourly Total	0	38	56	29	0	0	0	12	184	27	0	0	0	61	41	21	0	0	0	35	507	148	0	0	1159	0
9:00 AM	0	7	11	8	0	0	0	1	55	7	0	0	0	19	12	2	0	0	0	2	92	22	0	0	238	0
9:15 AM	0	6	4	9	0	0	0	3	43	3	0	0	0	15	4	3	0	0	0	8	99	24	0	0	221	0
9:30 AM	0	8	5	7	0	0	1	2	53	4	0	0	0	17	7	3	0	0	0	8	83	24	0	0	222	0
9:45 AM	0	3	9	7	0	0	0	4	50	7	0	0	0	11	3	4	0	0	0	2	74	24	0	0	198	0
Hourly Total	0	24	29	31	0	0	1	10	201	21	0	0	0	62	26	12	0	0	0	20	348	94	0	0	879	0
10:00 AM	0	8	2	8	0	0	0	2	66	6	0	0	0	12	5	4	0	0	0	5	84	18	0	0	220	0
10:15 AM	0	6	5	11	0	0	0	0	35	5	0	0	0	11	7	3	0	0	0	7	62	25	0	0	177	0
10:30 AM	0	4	7	7	0	0	0	2	64	3	0	0	0	16	4	5	0	0	0	9	86	15	0	0	222	0
10:45 AM	0	6	10	14	0	0	0	2	45	10	0	0	0	18	7	5	0	0	0	8	61	22	0	0	208	0
Hourly Total	0	24	24	40	0	0	0	6	210	24	0	0	0	57	23	17	0	0	0	29	293	80	0	0	827	0
11:00 AM	0	12	12	9	0	0	0	0	50	5	0	0	0	9	3	5	0	0	0	5	52	14	0	0	176	0
11:15 AM	0	4	7	10	0	0	0	3	45	2	0	0	0	14	6	4	0	0	0	6	58	18	0	0	177	0
11:30 AM	0	3	8	11	0	0	0	2	57	9	0	0	0	12	4	3	0	0	0	6	62	16	0	0	193	0
11:45 AM	0	3	13	9	0	0	0	2	58	6	0	0	0	20	3	5	0	0	0	13	74	13	0	0	219	0
Hourly Total	0	22	40	39	0	0	0	7	210	22	0	0	0	55	16	17	0	0	0	30	246	61	0	0	765	0
12:00 PM	0	6	10	12	0	0	0	3	61	6	0	0	0	10	7	5	0	0	0	11	60	18	0	0	209	0
12:15 PM	0	6	8	10	0	0	0	1	56	6	0	0	0	24	10	6	0	0	0	14	54	18	0	0	213	0
12:30 PM	0	6	14	12	0	0	0	2	76	4	0	0	0	20	4	4	0	0	0	8	65	18	0	0	233	0
12:45 PM	0	1	12	13	0	0	0	3	59	6	0	0	0	13	7	5	0	0	0	8	63	17	0	0	207	0
Hourly Total	0	19	44	47	0	0	0	9	252	22	0	0	0	67	28	20	0	0	0	41	242	71	0	0	862	0
1:00 PM	0	4	13	8	0	0	0	4	79	8	0	0	0	17	14	6	0	0	0	2	68	14	0	0	237	0
1:15 PM	0	5	11	13	0	0	0	4	79	7	0	0	0	13	6	4	0	0	0	5	73	24	0	0	244	0
1:30 PM	0	9	3	9	0	0	0	3	86	7	0	0	0	19	13	0	0	0	0	8	71	18	0	0	246	0
1:45 PM	0	6	8	15	0	0	0	3	80	7	0	0	0	25	7	11	0	0	0	9	38	22	0	0	231	0
Hourly Total	0	24	35	45	0	0	0	14	324	29	0	0	0	74	40	21	0	0	0	24	250	78	0	0	958	0
2:00 PM	0	4	10	11	0	0	0	1	89	7	0	0	0	14	11	4	0	0	0	9	58	15	0	0	233	0
2:15 PM	0	10	17	10	0	0	0	3	88	9	0	0	0	26	11	3	0	0	0	10	67	19	0	0	273	0
2:30 PM	0	10	14	12	0	0	0	4	141	10	0	0	0	20	13	1	0	0	0	13	63	21	0	0	322	0
2:45 PM	0	9	22	11	0	0	0	6	134	3	0	0	0	35	15	2	0	0	0	12	68	20	0	0	337	0
Hourly Total	0	33	63	44	0	0	0	14	452	29	0	0	0	95	50	10	0	0	0	44	256	75	0	0	1165	0
3:00 PM	0	5	12	23	0	0	0	4	145	20	0	0	0	47	15	13	0	0	0	11	64	26	0	0	385	0

3:15 PM	0	7	11	20	0	0	0	4	126	13	0	0	0	53	18	15	0	0	0	5	75	27	0	0	374	0
3:30 PM	0	12	13	13	0	0	0	7	164	12	0	0	0	60	16	8	0	0	0	8	66	24	0	0	403	0
3:45 PM	0	5	21	13	0	0	0	5	190	13	0	0	0	39	11	3	0	0	0	9	71	21	0	0	401	0
Hourly Total	0	29	57	69	0	0	0	20	625	58	0	0	0	199	60	39	0	0	0	33	276	98	0	0	1563	0
4:00 PM	0	9	11	13	0	0	0	6	190	13	0	0	0	45	13	12	0	0	0	7	56	33	0	0	408	0
4:15 PM	0	8	20	14	0	0	0	6	195	13	0	0	0	64	16	6	0	0	0	9	51	14	0	0	416	0
4:30 PM	0	5	18	12	0	0	0	2	217	8	0	0	0	53	18	14	0	0	0	6	74	38	0	0	465	0
4:45 PM	0	9	15	11	0	0	0	6	177	15	0	0	0	67	25	13	0	0	0	7	68	27	0	0	440	0
Hourly Total	0	31	64	50	0	0	0	20	779	49	0	0	0	229	72	45	0	0	0	29	249	112	0	0	1729	0
5:00 PM	0	5	22	18	0	0	0	3	194	13	0	0	0	53	18	13	0	0	0	10	73	39	0	0	461	0
5:15 PM	0	8	28	11	0	0	0	4	186	19	0	0	0	50	21	12	0	0	0	8	80	27	0	0	454	0
5:30 PM	0	3	28	13	0	0	0	3	195	14	0	0	0	51	15	5	0	0	0	9	74	28	0	0	438	0
5:45 PM	0	9	16	7	0	0	0	5	140	11	0	0	0	38	9	3	0	0	0	2	53	19	0	0	312	0
Hourly Total	0	25	94	49	0	0	0	15	715	57	0	0	0	192	63	33	0	0	0	29	280	113	0	0	1665	0
TOTAL	0	347	606	472	0	0	1	157	4228	381	0	0	0	1192	492	263	0	0	0	368	4562	1283	0	0	14352	0
Cars+	0	338	577	461			1	146	4059	373			0	1159	469	247			0	357	4398	1239				
Trucks	0	9	29	11			0	11	169	8			0	33	23	16			0	11	164	44			528	
% Trucks	0.0	2.6	4.8	2.3			0.0	7.0	4.0	2.1			0.0	2.8	4.7	6.1			0.0	3.0	3.6	3.4			3.7	



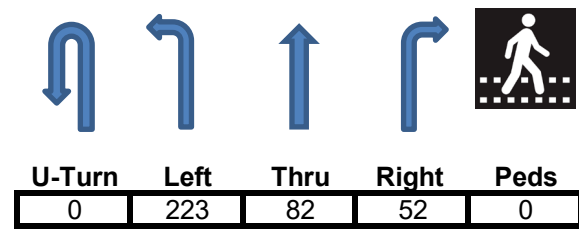
MIN-55



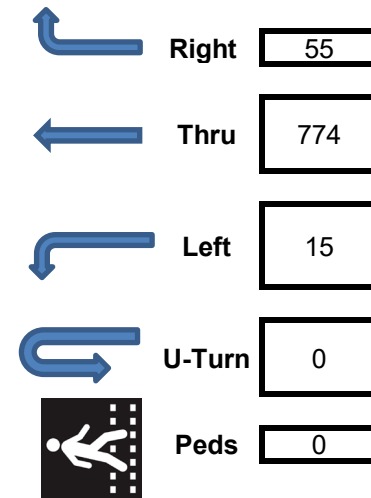
CSAH-92		
Out	In	Total
168	162	330

52	83	27	0	0
Right	Thru	Left	U-Turn	Peds

PM PEAK HOUR	
4:30 PM	5:30 PM
1820	



229	357	586
Out	In	Total
CSAH-92		



374	Out
844	In
1218	Total

MIN-55