

Carver County Public Works (MN)
11360 Hwy 212 West

Cologne, Minnesota, United States 12345
952.466.5200 cbraun@co.carver.mn.us

Count Name: CSAH 43 and TH 212
Site Code:
Start Date: 12/11/2018
Page No: 1

Turning Movement Data

Start Time	CSAH 43 Southbound					TH 212 Westbound					CSAH 43 Northbound					TH 212 Eastbound					Int. Total
	Right	Thru	Left	U-Turn	App. Total	Right	Thru	Left	U-Turn	App. Total	Right	Thru	Left	U-Turn	App. Total	Right	Thru	Left	U-Turn	App. Total	
12:00 AM	0	1	0	0	1	0	10	1	0	11	0	0	1	0	1	0	5	0	0	5	18
12:15 AM	0	1	0	0	1	0	11	0	0	11	0	0	0	0	0	1	3	0	0	4	16
12:30 AM	0	0	0	0	0	0	18	0	0	18	0	0	0	0	0	0	3	0	0	3	21
12:45 AM	0	0	0	0	0	0	10	0	0	10	0	0	0	0	0	0	2	0	0	2	12
Hourly Total	0	2	0	0	2	0	49	1	0	50	0	0	1	0	1	1	13	0	0	14	67
1:00 AM	0	0	0	0	0	0	10	0	0	10	0	0	0	0	0	0	4	0	0	4	14
1:15 AM	0	0	0	0	0	0	10	1	0	11	0	0	1	0	1	0	4	0	0	4	16
1:30 AM	0	0	0	0	0	0	6	0	0	6	0	0	0	0	0	0	4	0	0	4	10
1:45 AM	0	0	0	0	0	0	10	0	0	10	0	0	0	0	0	0	2	0	0	2	12
Hourly Total	0	0	0	0	0	0	36	1	0	37	0	0	1	0	1	0	14	0	0	14	52
2:00 AM	0	0	0	0	0	0	2	0	0	2	0	0	0	0	0	0	7	0	0	7	9
2:15 AM	0	0	0	0	0	0	11	0	0	11	0	0	0	0	0	0	4	0	0	4	15
2:30 AM	0	0	0	0	0	0	7	0	0	7	1	0	0	0	1	0	5	0	0	5	13
2:45 AM	0	0	0	0	0	0	5	1	0	6	0	0	0	0	0	0	7	0	0	7	13
Hourly Total	0	0	0	0	0	0	25	1	0	26	1	0	0	0	1	0	23	0	0	23	50
3:00 AM	0	0	0	0	0	0	6	0	0	6	0	0	1	0	1	0	13	0	0	13	20
3:15 AM	0	0	0	0	0	0	4	0	0	4	0	0	0	0	0	0	27	0	0	27	31
3:30 AM	0	0	0	0	0	0	8	0	0	8	0	0	0	0	0	0	24	0	0	24	32
3:45 AM	0	0	0	0	0	0	7	0	0	7	0	0	0	0	0	0	17	0	0	17	24
Hourly Total	0	0	0	0	0	0	25	0	0	25	0	0	1	0	1	0	81	0	0	81	107
4:00 AM	0	0	0	0	0	0	9	0	0	9	0	0	0	0	0	0	31	0	0	31	40
4:15 AM	0	0	0	0	0	0	12	0	0	12	0	0	0	0	0	1	50	0	0	51	63
4:30 AM	0	1	0	0	1	0	14	0	0	14	1	2	0	0	3	0	64	0	0	64	82
4:45 AM	0	0	0	0	0	0	7	0	0	7	2	1	0	0	3	0	66	0	0	66	76
Hourly Total	0	1	0	0	1	0	42	0	0	42	3	3	0	0	6	1	211	0	0	212	261
5:00 AM	1	0	1	0	2	1	23	0	0	24	0	0	1	0	1	0	105	0	0	105	132
5:15 AM	0	0	0	0	0	0	20	0	0	20	1	1	0	0	2	1	158	1	0	160	182
5:30 AM	1	0	0	0	1	0	29	1	0	30	3	3	0	0	6	3	192	0	0	195	232
5:45 AM	1	0	0	0	1	0	26	1	0	27	1	1	1	0	3	1	160	0	0	161	192
Hourly Total	3	0	1	0	4	1	98	2	0	101	5	5	2	0	12	5	615	1	0	621	738
6:00 AM	0	1	1	0	2	0	34	0	0	34	6	1	1	0	8	6	188	0	0	194	238
6:15 AM	0	2	2	0	4	0	68	3	0	71	5	0	1	0	6	5	255	2	0	262	343
6:30 AM	0	3	0	0	3	1	78	2	0	81	16	6	3	0	25	2	276	1	0	279	388
6:45 AM	1	2	1	0	4	1	73	0	0	74	9	7	0	0	16	6	256	2	0	264	358
Hourly Total	1	8	4	0	13	2	253	5	0	260	36	14	5	0	55	19	975	5	0	999	1327
7:00 AM	2	3	1	0	6	0	77	1	0	78	8	1	2	0	11	1	285	3	0	289	384
7:15 AM	2	3	0	0	5	0	86	1	0	87	8	5	1	0	14	4	242	6	0	252	358
7:30 AM	4	5	0	0	9	0	96	2	0	98	20	6	3	0	29	6	298	4	0	308	444
7:45 AM	1	1	0	0	2	1	81	4	0	86	14	4	2	0	20	2	232	5	0	239	347
Hourly Total	9	12	1	0	22	1	340	8	0	349	50	16	8	0	74	13	1057	18	0	1088	1533
8:00 AM	3	3	0	0	6	1	79	4	0	84	15	2	4	0	21	4	191	4	0	199	310

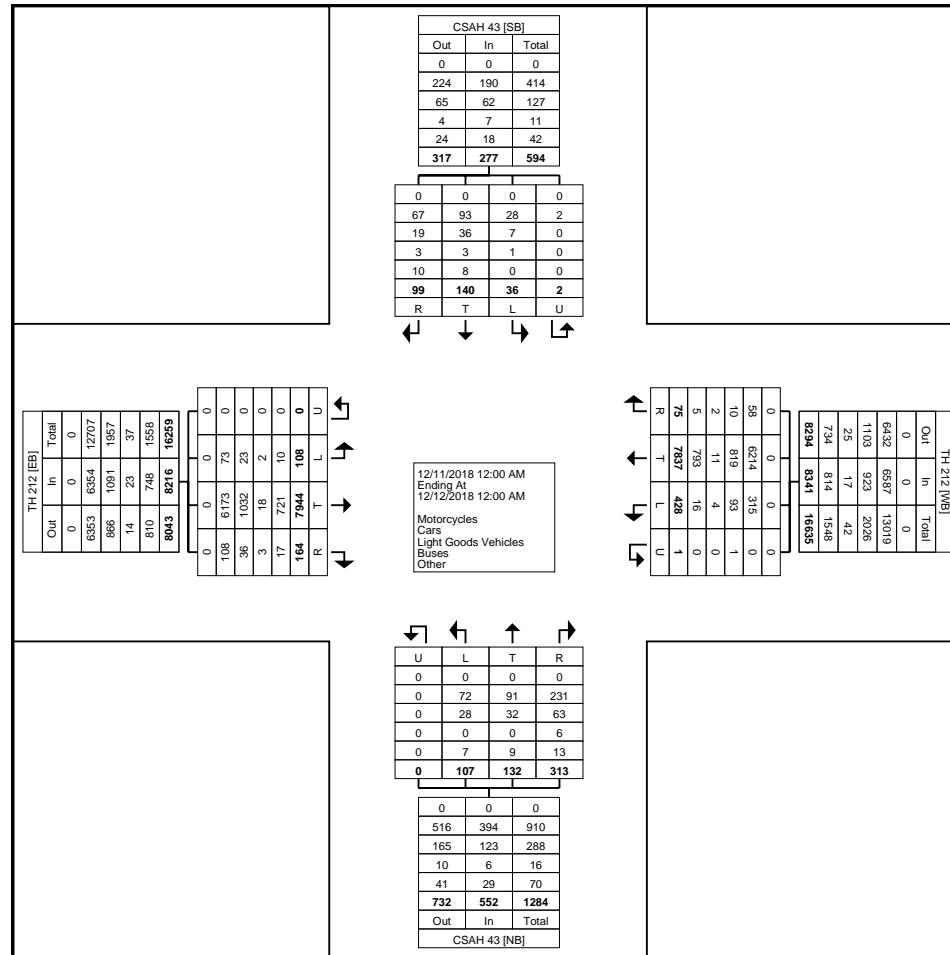
8:15 AM	2	3	1	0	6	0	71	4	0	75	9	2	0	0	11	2	197	3	0	202	294
8:30 AM	1	1	1	0	3	0	69	2	0	71	10	0	0	0	10	4	168	4	0	176	260
8:45 AM	3	1	2	2	8	2	73	6	0	81	7	3	2	0	12	1	133	3	0	137	238
Hourly Total	9	8	4	2	23	3	292	16	0	311	41	7	6	0	54	11	689	14	0	714	1102
9:00 AM	0	2	0	0	2	0	72	5	0	77	7	3	1	0	11	3	130	1	0	134	224
9:15 AM	3	1	0	0	4	2	67	2	0	71	5	2	2	0	9	3	101	3	0	107	191
9:30 AM	3	2	0	0	5	0	53	0	0	53	5	0	1	0	6	2	108	3	0	113	177
9:45 AM	0	0	0	0	0	0	70	3	0	73	1	1	2	0	4	3	114	1	0	118	195
Hourly Total	6	5	0	0	11	2	262	10	0	274	18	6	6	0	30	11	453	8	0	472	787
10:00 AM	0	2	1	0	3	1	84	3	0	88	1	3	1	0	5	3	88	5	0	96	192
10:15 AM	1	2	2	0	5	1	71	3	0	75	2	2	4	0	8	1	81	0	0	82	170
10:30 AM	0	1	0	0	1	1	84	4	0	89	2	2	5	0	9	1	104	1	0	106	205
10:45 AM	1	2	2	0	5	2	75	5	0	82	2	2	0	0	4	0	87	3	0	90	181
Hourly Total	2	7	5	0	14	5	314	15	0	334	7	9	10	0	26	5	360	9	0	374	748
11:00 AM	2	1	0	0	3	0	69	3	0	72	3	0	1	0	4	1	84	2	0	87	166
11:15 AM	1	2	0	0	3	0	65	3	0	68	3	2	1	0	6	1	98	1	0	100	177
11:30 AM	0	4	0	0	4	1	86	6	0	93	4	2	3	0	9	0	103	3	0	106	212
11:45 AM	0	3	1	0	4	1	69	3	0	73	2	4	0	0	6	1	95	0	0	96	179
Hourly Total	3	10	1	0	14	2	289	15	0	306	12	8	5	0	25	3	380	6	0	389	734
12:00 PM	1	2	0	0	3	0	71	3	0	74	8	0	4	0	12	4	98	1	0	103	192
12:15 PM	1	2	0	0	3	0	94	4	0	98	3	2	0	0	5	3	81	0	0	84	190
12:30 PM	1	1	0	0	2	2	91	3	0	96	4	1	0	0	5	0	87	1	0	88	191
12:45 PM	0	0	1	0	1	1	90	3	0	94	1	0	0	0	1	2	92	2	0	96	192
Hourly Total	3	5	1	0	9	3	346	13	0	362	16	3	4	0	23	9	358	4	0	371	765
1:00 PM	4	4	0	0	8	0	92	3	0	95	5	2	2	0	9	4	76	0	0	80	192
1:15 PM	1	2	0	0	3	0	95	8	0	103	2	1	1	0	4	4	85	1	0	90	200
1:30 PM	2	3	0	0	5	1	87	5	0	93	4	0	2	0	6	0	86	2	0	88	192
1:45 PM	2	1	0	0	3	1	106	6	0	113	3	3	2	0	8	3	83	1	0	87	211
Hourly Total	9	10	0	0	19	2	380	22	0	404	14	6	7	0	27	11	330	4	0	345	795
2:00 PM	2	2	1	0	5	0	107	7	0	114	5	5	4	0	14	2	101	0	0	103	236
2:15 PM	2	2	0	0	4	1	134	7	0	142	4	1	1	0	6	0	86	2	0	88	240
2:30 PM	1	0	0	0	1	0	136	5	0	141	0	2	1	0	3	2	111	0	0	113	258
2:45 PM	3	2	0	0	5	1	172	9	0	182	3	1	0	0	4	2	86	1	0	89	280
Hourly Total	8	6	1	0	15	2	549	28	0	579	12	9	6	0	27	6	384	3	0	393	1014
3:00 PM	2	2	1	0	5	3	165	12	0	180	6	1	2	0	9	4	103	4	0	111	305
3:15 PM	6	3	0	0	9	0	245	8	0	253	3	2	0	0	5	3	83	2	0	88	355
3:30 PM	2	5	0	0	7	2	213	11	0	226	8	1	2	0	11	4	92	0	0	96	340
3:45 PM	3	2	0	0	5	3	239	23	0	265	10	4	2	0	16	8	128	3	0	139	425
Hourly Total	13	12	1	0	26	8	862	54	0	924	27	8	6	0	41	19	406	9	0	434	1425
4:00 PM	5	2	0	0	7	1	244	23	0	268	10	3	1	0	14	4	100	4	0	108	397
4:15 PM	3	6	0	0	9	4	299	26	1	330	11	1	3	0	15	5	102	1	0	108	462
4:30 PM	1	2	0	0	3	2	298	22	0	322	3	1	1	0	5	3	99	1	0	103	433
4:45 PM	2	1	2	0	5	5	290	12	0	307	4	2	4	0	10	3	97	5	0	105	427
Hourly Total	11	11	2	0	24	12	1131	83	1	1227	28	7	9	0	44	15	398	11	0	424	1719
5:00 PM	1	12	0	0	13	1	261	24	0	286	5	7	1	0	13	2	87	2	0	91	403
5:15 PM	2	6	0	0	8	3	273	16	0	292	6	2	4	0	12	5	116	2	0	123	435
5:30 PM	0	2	1	0	3	0	228	13	0	241	2	5	3	0	10	2	88	2	0	92	346
5:45 PM	3	1	0	0	4	0	160	12	0	172	5	1	2	0	8	1	77	1	0	79	263
Hourly Total	6	21	1	0	28	4	922	65	0	991	18	15	10	0	43	10	368	7	0	385	1447
6:00 PM	3	1	0	0	4	2	147	8	0	157	1	0	3	0	4	2	73	2	0	77	242
6:15 PM	0	2	1	0	3	4	163	11	0	178	3	0	2	0	5	0	72	0	0	72	258
6:30 PM	2	2	3	0	7	0	172	4	0	176	0	1	0	0	1	1	69	0	0	70	254

6:45 PM	3	2	1	0	6	1	117	11	0	129	1	0	4	0	5	3	77	2	0	82	222
Hourly Total	8	7	5	0	20	7	599	34	0	640	5	1	9	0	15	6	291	4	0	301	976
7:00 PM	0	2	2	0	4	1	80	7	0	88	4	2	2	0	8	1	48	1	0	50	150
7:15 PM	0	2	0	0	2	2	77	5	0	84	2	1	3	0	6	1	40	0	0	41	133
7:30 PM	2	0	3	0	5	1	85	5	0	91	1	1	0	0	2	1	54	0	0	55	153
7:45 PM	0	0	0	0	0	1	77	4	0	82	1	2	0	0	3	0	53	0	0	53	138
Hourly Total	2	4	5	0	11	5	319	21	0	345	8	6	5	0	19	3	195	1	0	199	574
8:00 PM	0	0	0	0	0	1	67	1	0	69	1	2	0	0	3	3	30	0	0	33	105
8:15 PM	0	0	1	0	1	1	84	3	0	88	3	1	1	0	5	2	32	0	0	34	128
8:30 PM	2	0	1	0	3	9	67	6	0	82	3	0	0	0	3	1	42	1	0	44	132
8:45 PM	0	0	0	0	0	0	56	6	0	62	1	1	1	0	3	0	26	1	0	27	92
Hourly Total	2	0	2	0	4	11	274	16	0	301	8	4	2	0	14	6	130	2	0	138	457
9:00 PM	0	2	0	0	2	3	43	5	0	51	2	1	1	0	4	2	32	1	0	35	92
9:15 PM	1	2	0	0	3	0	63	2	0	65	0	0	1	0	1	5	32	0	0	37	106
9:30 PM	1	1	0	0	2	0	43	1	0	44	1	1	0	0	2	0	36	0	0	36	84
9:45 PM	0	2	0	0	2	0	53	1	0	54	0	0	0	0	0	0	22	1	0	23	79
Hourly Total	2	7	0	0	9	3	202	9	0	214	3	2	2	0	7	7	122	2	0	131	361
10:00 PM	0	0	1	0	1	0	42	5	0	47	0	0	0	0	0	1	19	0	0	20	68
10:15 PM	0	1	0	0	1	0	47	1	0	48	0	1	0	0	1	0	11	0	0	11	61
10:30 PM	0	0	0	0	0	0	38	1	0	39	0	1	0	0	1	0	17	0	0	17	57
10:45 PM	2	0	0	0	2	0	33	0	0	33	0	0	1	0	1	0	14	0	0	14	50
Hourly Total	2	1	1	0	4	0	160	7	0	167	0	2	1	0	3	1	61	0	0	62	236
11:00 PM	0	0	1	0	1	2	22	2	0	26	0	0	0	0	0	1	9	0	0	10	37
11:15 PM	0	0	0	0	0	0	19	0	0	19	0	1	0	0	1	0	7	0	0	7	27
11:30 PM	0	1	0	0	1	0	15	0	0	15	1	0	1	0	2	0	9	0	0	9	27
11:45 PM	0	2	0	0	2	0	12	0	0	12	0	0	0	0	0	1	5	0	0	6	20
Hourly Total	0	3	1	0	4	2	68	2	0	72	1	1	1	0	3	2	30	0	0	32	111
Grand Total	99	140	36	2	277	75	7837	428	1	8341	313	132	107	0	552	164	7944	108	0	8216	17386
Approach %	35.7	50.5	13.0	0.7	-	0.9	94.0	5.1	0.0	-	56.7	23.9	19.4	0.0	-	2.0	96.7	1.3	0.0	-	-
Total %	0.6	0.8	0.2	0.0	1.6	0.4	45.1	2.5	0.0	48.0	1.8	0.8	0.6	0.0	3.2	0.9	45.7	0.6	0.0	47.3	-
Motorcycles	0	0	0	0	0	0	0	0	0	0	0	0	0	0	0	0	0	0	0	0	0
% Motorcycles	0.0	0.0	0.0	0.0	0.0	0.0	0.0	0.0	0.0	0.0	0.0	0.0	0.0	-	0.0	0.0	0.0	0.0	-	0.0	0.0
Cars	67	93	28	2	190	58	6214	315	0	6587	231	91	72	0	394	108	6173	73	0	6354	13525
% Cars	67.7	66.4	77.8	100.0	68.6	77.3	79.3	73.6	0.0	79.0	73.8	68.9	67.3	-	71.4	65.9	77.7	67.6	-	77.3	77.8
Light Goods Vehicles	19	36	7	0	62	10	819	93	1	923	63	32	28	0	123	36	1032	23	0	1091	2199
% Light Goods Vehicles	19.2	25.7	19.4	0.0	22.4	13.3	10.5	21.7	100.0	11.1	20.1	24.2	26.2	-	22.3	22.0	13.0	21.3	-	13.3	12.6
Buses	3	3	1	0	7	2	11	4	0	17	6	0	0	0	6	3	18	2	0	23	53
% Buses	3.0	2.1	2.8	0.0	2.5	2.7	0.1	0.9	0.0	0.2	1.9	0.0	0.0	-	1.1	1.8	0.2	1.9	-	0.3	0.3
Single-Unit Trucks	10	8	0	0	18	4	228	14	0	246	11	9	4	0	24	12	216	8	0	236	524
% Single-Unit Trucks	10.1	5.7	0.0	0.0	6.5	5.3	2.9	3.3	0.0	2.9	3.5	6.8	3.7	-	4.3	7.3	2.7	7.4	-	2.9	3.0
Articulated Trucks	0	0	0	0	0	1	565	2	0	568	2	0	3	0	5	5	505	2	0	512	1085
% Articulated Trucks	0.0	0.0	0.0	0.0	0.0	1.3	7.2	0.5	0.0	6.8	0.6	0.0	2.8	-	0.9	3.0	6.4	1.9	-	6.2	6.2

Carver County Public Works (MN)
11360 Hwy 212 West

Cologne, Minnesota, United States 12345
952.466.5200 cbraun@co.carver.mn.us

Count Name: CSAH 43 and TH 212
Site Code:
Start Date: 12/11/2018
Page No: 4



Turning Movement Data Plot

Carver County Public Works (MN)
11360 Hwy 212 West

Cologne, Minnesota, United States 12345
952.466.5200 cbraun@co.carver.mn.us

Count Name: CSAH 43 and TH 212
Site Code:
Start Date: 12/11/2018
Page No: 5

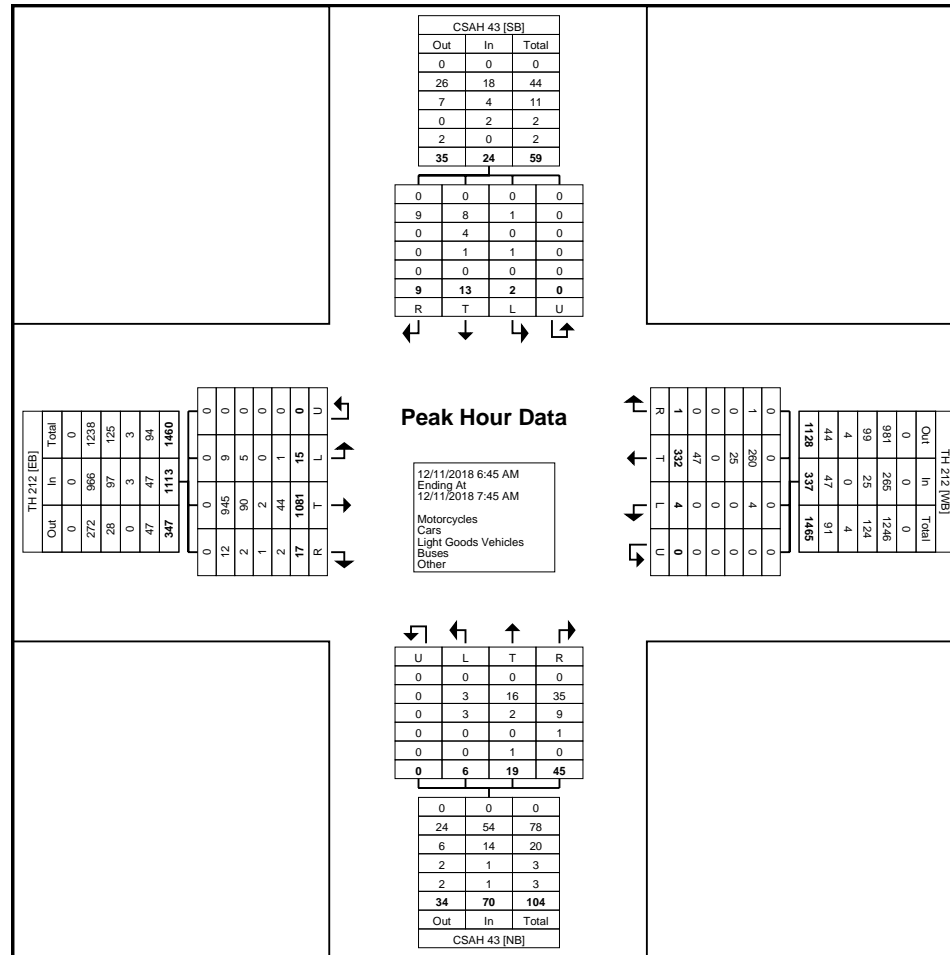
Turning Movement Peak Hour Data (6:45 AM)

Start Time	CSAH 43 Southbound					TH 212 Westbound					CSAH 43 Northbound					TH 212 Eastbound					Int. Total
	Right	Thru	Left	U-Turn	App. Total	Right	Thru	Left	U-Turn	App. Total	Right	Thru	Left	U-Turn	App. Total	Right	Thru	Left	U-Turn	App. Total	
6:45 AM	1	2	1	0	4	1	73	0	0	74	9	7	0	0	16	6	256	2	0	264	358
7:00 AM	2	3	1	0	6	0	77	1	0	78	8	1	2	0	11	1	285	3	0	289	384
7:15 AM	2	3	0	0	5	0	86	1	0	87	8	5	1	0	14	4	242	6	0	252	358
7:30 AM	4	5	0	0	9	0	96	2	0	98	20	6	3	0	29	6	298	4	0	308	444
Total	9	13	2	0	24	1	332	4	0	337	45	19	6	0	70	17	1081	15	0	1113	1544
Approach %	37.5	54.2	8.3	0.0	-	0.3	98.5	1.2	0.0	-	64.3	27.1	8.6	0.0	-	1.5	97.1	1.3	0.0	-	-
Total %	0.6	0.8	0.1	0.0	1.6	0.1	21.5	0.3	0.0	21.8	2.9	1.2	0.4	0.0	4.5	1.1	70.0	1.0	0.0	72.1	-
PHF	0.563	0.650	0.500	0.000	0.667	0.250	0.865	0.500	0.000	0.860	0.563	0.679	0.500	0.000	0.603	0.708	0.907	0.625	0.000	0.903	0.869
Motorcycles	0	0	0	0	0	0	0	0	0	0	0	0	0	0	0	0	0	0	0	0	0
% Motorcycles	0.0	0.0	0.0	-	0.0	0.0	0.0	0.0	-	0.0	0.0	0.0	0.0	-	0.0	0.0	0.0	0.0	-	0.0	0.0
Cars	9	8	1	0	18	1	260	4	0	265	35	16	3	0	54	12	945	9	0	966	1303
% Cars	100.0	61.5	50.0	-	75.0	100.0	78.3	100.0	-	78.6	77.8	84.2	50.0	-	77.1	70.6	87.4	60.0	-	86.8	84.4
Light Goods Vehicles	0	4	0	0	4	0	25	0	0	25	9	2	3	0	14	2	90	5	0	97	140
% Light Goods Vehicles	0.0	30.8	0.0	-	16.7	0.0	7.5	0.0	-	7.4	20.0	10.5	50.0	-	20.0	11.8	8.3	33.3	-	8.7	9.1
Buses	0	1	1	0	2	0	0	0	0	0	1	0	0	0	1	1	2	0	0	3	6
% Buses	0.0	7.7	50.0	-	8.3	0.0	0.0	0.0	-	0.0	2.2	0.0	0.0	-	1.4	5.9	0.2	0.0	-	0.3	0.4
Single-Unit Trucks	0	0	0	0	0	0	13	0	0	13	0	1	0	0	1	1	16	1	0	18	32
% Single-Unit Trucks	0.0	0.0	0.0	-	0.0	0.0	3.9	0.0	-	3.9	0.0	5.3	0.0	-	1.4	5.9	1.5	6.7	-	1.6	2.1
Articulated Trucks	0	0	0	0	0	0	34	0	0	34	0	0	0	0	0	1	28	0	0	29	63
% Articulated Trucks	0.0	0.0	0.0	-	0.0	0.0	10.2	0.0	-	10.1	0.0	0.0	0.0	-	0.0	5.9	2.6	0.0	-	2.6	4.1

Carver County Public Works (MN)
11360 Hwy 212 West

Cologne, Minnesota, United States 12345
952.466.5200 cbraun@co.carver.mn.us

Count Name: CSAH 43 and TH 212
Site Code:
Start Date: 12/11/2018
Page No: 6



Turning Movement Peak Hour Data Plot (6:45 AM)

Carver County Public Works (MN)
11360 Hwy 212 West

Cologne, Minnesota, United States 12345
952.466.5200 cbraun@co.carver.mn.us

Count Name: CSAH 43 and TH 212
Site Code:
Start Date: 12/11/2018
Page No: 7

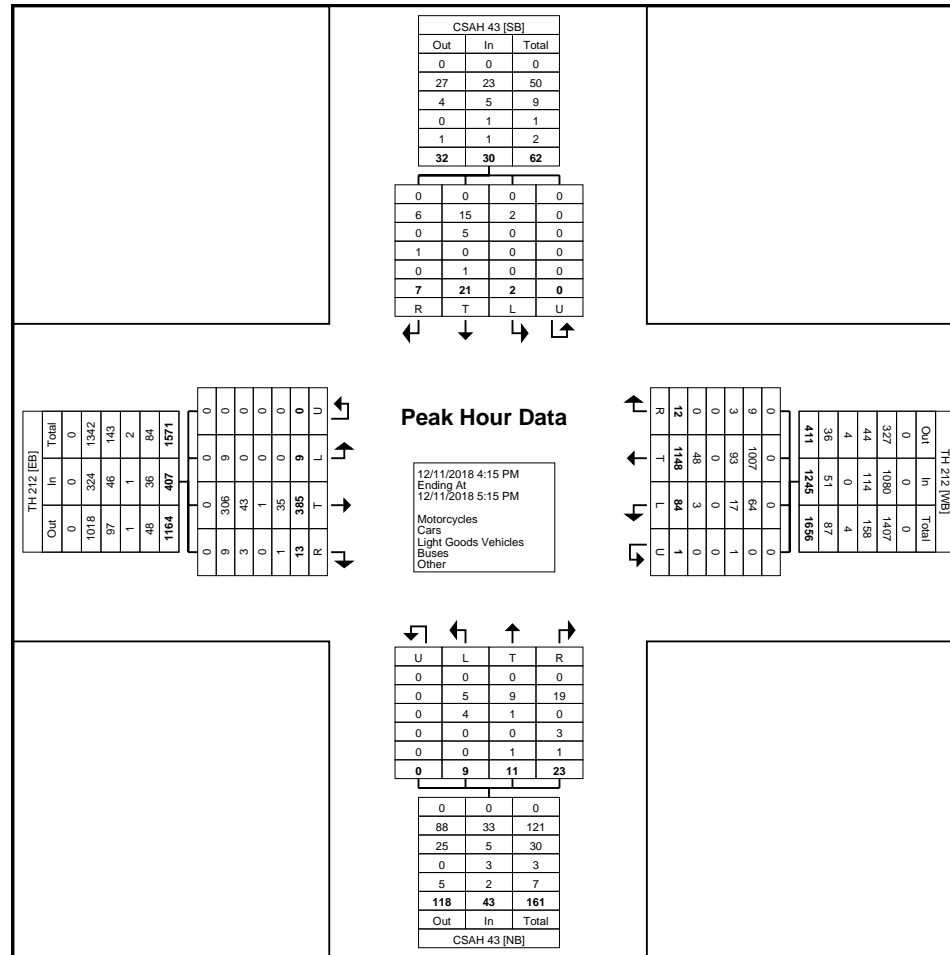
Turning Movement Peak Hour Data (4:15 PM)

Start Time	CSAH 43 Southbound					TH 212 Westbound					CSAH 43 Northbound					TH 212 Eastbound					Int. Total	
	Right	Thru	Left	U-Turn	App. Total	Right	Thru	Left	U-Turn	App. Total	Right	Thru	Left	U-Turn	App. Total	Right	Thru	Left	U-Turn	App. Total		
4:15 PM	3	6	0	0	9	4	299	26	1	330	11	1	3	0	15	5	102	1	0	108	462	
4:30 PM	1	2	0	0	3	2	298	22	0	322	3	1	1	0	5	3	99	1	0	103	433	
4:45 PM	2	1	2	0	5	5	290	12	0	307	4	2	4	0	10	3	97	5	0	105	427	
5:00 PM	1	12	0	0	13	1	261	24	0	286	5	7	1	0	13	2	87	2	0	91	403	
Total	7	21	2	0	30	12	1148	84	1	1245	23	11	9	0	43	13	385	9	0	407	1725	
Approach %	23.3	70.0	6.7	0.0	-	1.0	92.2	6.7	0.1	-	53.5	25.6	20.9	0.0	-	3.2	94.6	2.2	0.0	-	-	
Total %	0.4	1.2	0.1	0.0	1.7	0.7	66.6	4.9	0.1	72.2	1.3	0.6	0.5	0.0	2.5	0.8	22.3	0.5	0.0	23.6	-	
PHF	0.583	0.438	0.250	0.000	0.577	0.600	0.960	0.808	0.250	0.943	0.523	0.393	0.563	0.000	0.717	0.650	0.944	0.450	0.000	0.942	0.933	
Motorcycles	0	0	0	0	0	0	0	0	0	0	0	0	0	0	0	0	0	0	0	0	0	0
% Motorcycles	0.0	0.0	0.0	-	0.0	0.0	0.0	0.0	0.0	0.0	0.0	0.0	0.0	-	0.0	0.0	0.0	0.0	-	0.0	0.0	
Cars	6	15	2	0	23	9	1007	64	0	1080	19	9	5	0	33	9	306	9	0	324	1460	
% Cars	85.7	71.4	100.0	-	76.7	75.0	87.7	76.2	0.0	86.7	82.6	81.8	55.6	-	76.7	69.2	79.5	100.0	-	79.6	84.6	
Light Goods Vehicles	0	5	0	0	5	3	93	17	1	114	0	1	4	0	5	3	43	0	0	46	170	
% Light Goods Vehicles	0.0	23.8	0.0	-	16.7	25.0	8.1	20.2	100.0	9.2	0.0	9.1	44.4	-	11.6	23.1	11.2	0.0	-	11.3	9.9	
Buses	1	0	0	0	1	0	0	0	0	0	3	0	0	0	3	0	1	0	0	1	5	
% Buses	14.3	0.0	0.0	-	3.3	0.0	0.0	0.0	0.0	0.0	13.0	0.0	0.0	-	7.0	0.0	0.3	0.0	-	0.2	0.3	
Single-Unit Trucks	0	1	0	0	1	0	13	3	0	16	0	1	0	0	1	1	9	0	0	10	28	
% Single-Unit Trucks	0.0	4.8	0.0	-	3.3	0.0	1.1	3.6	0.0	1.3	0.0	9.1	0.0	-	2.3	7.7	2.3	0.0	-	2.5	1.6	
Articulated Trucks	0	0	0	0	0	0	35	0	0	35	1	0	0	0	1	0	26	0	0	26	62	
% Articulated Trucks	0.0	0.0	0.0	-	0.0	0.0	3.0	0.0	0.0	2.8	4.3	0.0	0.0	-	2.3	0.0	6.8	0.0	-	6.4	3.6	

Carver County Public Works (MN)
11360 Hwy 212 West

Cologne, Minnesota, United States 12345
952.466.5200 cbraun@co.carver.mn.us

Count Name: CSAH 43 and TH 212
Site Code:
Start Date: 12/11/2018
Page No: 8



Turning Movement Peak Hour Data Plot (4:15 PM)

Carver County Public Works (MN)
11360 Hwy 212 West

Cologne, Minnesota, United States 12345
952.466.5200 cbraun@co.carver.mn.us

Count Name: CSAH 43 and TH 212
Site Code:
Start Date: 12/11/2018
Page No: 9