

MINNESOTA DEPARTMENT of TRANSPORTATION

Metro District Traffic Engineering

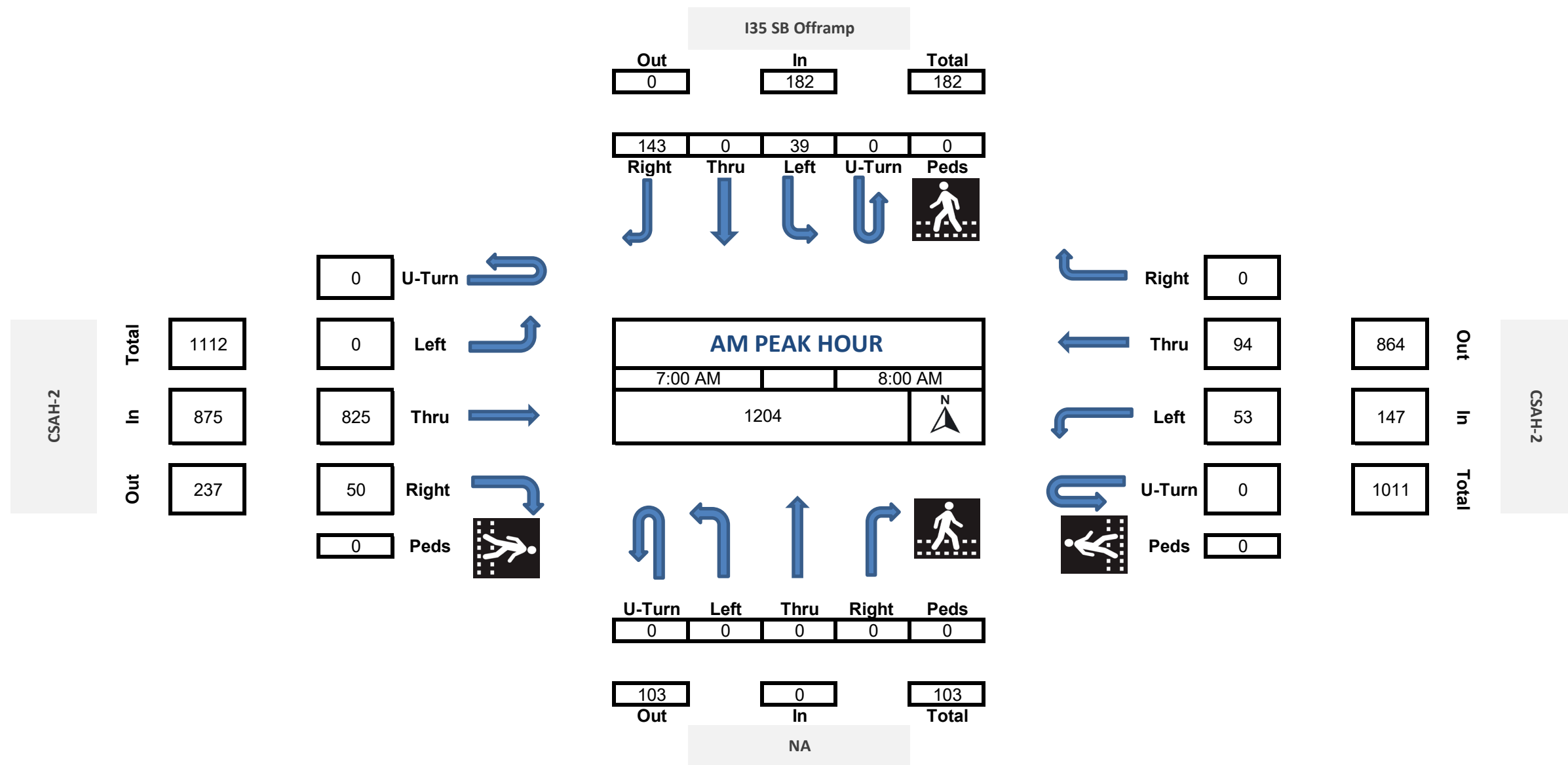
METRO TRAFFIC DATA COLLECTION UNIT

Program Support

TURN MOVEMENT COUNTS






Intersection: I35 at CSAH-2 (W.Ramp)_2023																										
City: Elko New Market																										
County:																										
Ref.Pt.:																										
Start Date: 10/10/2023																										
Road Name	I35 SB Offramp						CSAH-2						NA						CSAH-2							
Direction	South Bound						West Bound						North Bound						East Bound							
Start Time	U Turns	Left Turns	Straight Through	Right Turns	EB Ped Crossings	WB Ped Crossings	U Turns	Left Turns	Straight Through	Right Turns	NB Ped Crossings	SB Ped Crossings	U Turns	Left Turns	Straight Through	Right Turns	EB Ped Crossings	WB Ped Crossings	U Turns	Left Turns	Straight Through	Right Turns	NB Ped Crossings	SB Ped Crossings	Int. Total	Peds Total
6:00 AM	0	6	0	14	0	0	0	7	9	0	0	0	0	0	0	0	0	0	0	0	123	1	0	0	160	0
6:15 AM	0	7	0	16	0	0	0	12	15	0	0	0	0	0	0	0	0	0	0	0	173	10	0	0	233	0
6:30 AM	0	7	0	30	0	0	0	10	11	0	0	0	0	0	0	0	0	0	0	0	187	12	0	0	257	0
6:45 AM	0	5	0	30	0	0	0	9	14	0	0	0	0	0	0	0	0	0	0	0	228	12	0	0	298	0
Hourly Total	0	25	0	90	0	0	0	38	49	0	0	0	0	0	0	0	0	0	0	0	711	35	0	0	948	0
7:00 AM	0	13	0	25	0	0	0	15	19	0	0	0	0	0	0	0	0	0	0	0	193	13	0	0	278	0
7:15 AM	0	8	0	26	0	0	0	15	28	0	0	0	0	0	0	0	0	0	0	0	208	12	0	0	297	0
7:30 AM	0	7	0	43	0	0	0	15	23	0	0	0	0	0	0	0	0	0	0	0	189	12	0	0	289	0
7:45 AM	0	11	0	49	0	0	0	8	24	0	0	0	0	0	0	0	0	0	0	0	235	13	0	0	340	0
Hourly Total	0	39	0	143	0	0	0	53	94	0	0	0	0	0	0	0	0	0	0	0	825	50	0	0	1204	0
8:00 AM	0	14	1	37	0	0	0	12	27	0	0	0	0	0	0	0	0	0	0	0	123	7	0	0	221	0
8:15 AM	0	10	0	31	0	0	0	15	18	0	0	0	0	0	0	0	0	0	0	0	120	9	0	0	203	0
8:30 AM	0	5	0	24	0	0	0	11	29	0	0	0	0	0	0	0	0	0	0	0	114	6	0	0	189	0
8:45 AM	0	13	1	32	0	0	0	11	16	0	0	0	0	0	0	0	0	0	0	0	117	8	0	0	198	0
Hourly Total	0	42	2	124	0	0	0	49	90	0	0	0	0	0	0	0	0	0	0	0	474	30	0	0	811	0
9:00 AM	0	7	1	32	0	0	0	13	20	0	0	0	0	0	0	0	0	0	0	0	134	6	0	0	213	0
9:15 AM	0	8	0	31	0	0	0	13	18	0	0	0	0	0	0	0	0	0	0	0	100	10	0	0	180	0
9:30 AM	0	13	0	34	0	0	0	9	22	0	0	0	0	0	0	0	0	0	0	0	112	7	0	0	197	0
9:45 AM	0	11	0	29	0	0	0	9	16	0	0	0	0	0	0	0	0	0	0	0	83	6	0	0	154	0
Hourly Total	0	39	1	126	0	0	0	44	76	0	0	0	0	0	0	0	0	0	0	0	429	29	0	0	744	0
10:00 AM	0	14	4	42	0	0	0	10	18	0	0	0	0	0	0	0	0	0	0	0	85	4	0	0	177	0
10:15 AM	0	8	0	29	0	0	0	7	17	0	0	0	0	0	0	0	0	0	0	0	61	5	0	0	127	0
10:30 AM	0	16	0	47	0	0	0	13	16	0	0	0	0	0	0	0	0	0	0	0	79	8	0	0	179	0
10:45 AM	0	13	0	35	0	0	0	9	21	0	0	0	0	0	0	0	0	0	0	0	81	6	0	0	165	0
Hourly Total	0	51	4	153	0	0	0	39	72	0	0	0	0	0	0	0	0	0	0	0	306	23	0	0	648	0
11:00 AM	0	10	0	34	0	0	0	8	20	0	0	0	0	0	0	0	0	0	0	0	60	1	0	0	133	0
11:15 AM	0	10	0	35	0	0	0	12	26	0	0	0	0	0	0	0	0	0	0	0	65	8	0	0	156	0
11:30 AM	0	6	0	48	0	0	0	13	21	0	0	0	0	0	0	0	0	0	0	0	70	4	0	0	162	0
11:45 AM	0	16	1	44	0	0	0	9	19	0	0	0	0	0	0	0	0	0	0	0	65	2	0	0	156	0
Hourly Total	0	42	1	161	0	0	0	42	86	0	0	0	0	0	0	0	0	0	0	0	260	15	0	0	607	0
12:00 PM	0	12	0	51	0	0	0	10	23	0	0	0	0	0	0	0	0	0	0	0	67	2	0	0	165	0
12:15 PM	0	17	1	51	0	0	0	8	24	0	0	0	0	0	0	0	0	0	0	0	79	9	0	0	189	0
12:30 PM	0	11	1	51	0	0	0	8	24	0	0	0	0	0	0	0	0	0	0	0	64	8	0	0	167	0
12:45 PM	0	14	0	56	0	0	0	7	19	0	0	0	0	0	0	0	0	0	0	0	70	8	0	0	174	0
Hourly Total	0	54	2	209	0	0	0	33	90	0	0	0	0	0	0	0	0	0	0	0	280	27	0	0	695	0
1:00 PM	0	10	0	75	0	0	0	10	39	0	0	0	0	0	0	0	0	0	0	0	79	14	0	0	227	0
1:15 PM	0	19	0	67	0	0	0	3	25	0	0	0	0	0	0	0	0	0	0	0	83	6	0	0	203	0
1:30 PM	0	16	0	51	0	0	0	9	25	0	0	0	0	0	0	0	0	0	0	0	73	3	0	0	177	0
1:45 PM	0	19	0	56	0	0	0	11	26	0	0	0	0	0	0	0	0	0	0	0	53	4	0	0	169	0
Hourly Total	0	64	0	249	0	0	0	33	115	0	0	0	0	0	0	0	0	0	0	0	288	27	0	0	776	0
2:00 PM	0	16	0	67	0	0	0	13	25	0	0	0	0	0	0	0	0	0	0	0	63	5	0	0	189	0
2:15 PM	0	19	1	77	0	0	0	19	27	0	0	0	0	0	0	0	0	0	0	0	61	9	0	0	213	0
2:30 PM	0	20	0	99	0	0	0	10	30	0	0	0	0	0	0	0	0	0	0	0	79	6	0	0	244	0
2:45 PM	0	21	1	100	0	0	0	10	38	0	0	0	0	0	0	0	0	0	0	0	63	5	0	0	238	0
Hourly Total	0	76	2	343	0	0	0	52	120	0	0	0	0	0	0	0	0	0	0	0	266	25	0	0	884	0
3:00 PM	0	21	0	126	0	0	0	11	50	0	0	0	0	0	0	0	0	0	0	0	78	3	0	0	289	0

3:15 PM	0	24	0	115	0	0	0	27	46	0	0	0	0	0	0	0	0	0	75	10	0	0	297	0
3:30 PM	0	20	0	140	0	0	0	21	57	0	0	0	0	0	0	0	0	0	90	9	0	0	337	0
3:45 PM	0	16	0	135	0	0	0	21	53	0	0	0	0	0	0	0	0	0	92	12	0	0	329	0
Hourly Total	0	81	0	516	0	0	0	80	206	0	0	0	0	0	0	0	0	0	335	34	0	0	1252	0
4:00 PM	0	26	0	164	0	0	0	15	62	0	0	0	0	0	0	0	0	0	93	13	0	0	373	0
4:15 PM	0	16	0	161	0	0	0	41	90	0	0	0	0	0	0	0	0	0	107	12	0	0	427	0
4:30 PM	0	20	0	163	0	0	0	19	56	0	0	0	0	0	0	0	0	0	93	6	0	0	357	0
4:45 PM	0	18	0	171	0	0	0	22	68	0	0	0	0	0	0	0	0	0	129	11	0	0	419	0
Hourly Total	0	80	0	659	0	0	0	97	276	0	0	0	0	0	0	0	0	0	422	42	0	0	1576	0
5:00 PM	0	13	1	128	0	0	0	27	68	0	0	0	0	0	0	0	0	0	105	9	0	0	351	0
5:15 PM	0	28	0	141	0	0	0	22	54	0	0	0	0	0	0	0	0	0	100	9	0	0	354	0
5:30 PM	0	24	0	139	0	0	0	15	51	0	0	0	0	0	0	0	0	0	87	16	0	0	332	0
5:45 PM	0	24	0	131	0	0	0	11	42	0	0	0	0	0	0	0	0	0	86	9	0	0	303	0
Hourly Total	0	89	1	539	0	0	0	75	215	0	0	0	0	0	0	0	0	0	378	43	0	0	1340	0
TOTAL	0	682	13	3312	0	0	0	635	1489	0	0	0	0	0	0	0	0	0	4974	380	0	0	11485	0
Cars+	0	632	10	3204			0	493	1427	0			0	0	0	0		0	0	4834	367			
Trucks	0	50	3	108			0	142	62	0			0	0	0	0		0	0	140	13			518
% Trucks	0.0	7.3	23.1	3.3			0.0	22.4	4.2	0.0			0.0	0.0	0.0	0.0		0.0	0.0	2.8	3.4			4.5
		4.0						9.6						0.0					2.9					



CSAH-2






Total	1399
In	464
Out	935

0	U-Turn	
0	Left	
422	Thru	
42	Right	
0	Peds	

I35 SB Offramp


Out	In	Total
0	739	739






659	0	80	0	0
Right	Thru	Left	U-Turn	Peds

PM PEAK HOUR

4:00 PM	5:00 PM
1576	



U-Turn	Left	Thru	Right	Peds
0	0	0	0	0

139	0	139
Out	In	Total

NA

Right	0
Thru	276
Left	97
U-Turn	0
Peds	0

Out	502
In	373
Total	875

CSAH-2