

Smith Avenue & Bernard Street W - TMC

Thu Jun 2, 2022

Full Length (12 AM-12 AM (+1))

All Classes (Lights, Articulated Trucks and Single-Unit Trucks, Buses, Pedestrians, Bicycles on Crosswalk)

All Movements

ID: 956819, Location: 44.916537, -93.101792

Provided by: Kimley-Horn and Associates, Inc.

767 Eustis Street, Suite 100,
Saint Paul, MN, 55114, US

Leg Direction	Bernard St Westbound					Smith Ave Northbound					Smith Ave Southbound					Int
	L	R	U	App	Ped*	T	R	U	App	Ped*	L	T	U	App	Ped*	
Time																
2022-06-02 12:00AM	0	1	0	1	0	3	0	0	3	0	0	5	0	5	0	9
12:15AM	1	1	0	2	0	2	0	0	2	0	2	4	0	6	0	10
12:30AM	0	0	0	0	0	1	0	0	1	0	1	1	0	2	0	3
12:45AM	0	0	0	0	0	2	0	0	2	0	1	3	0	4	0	6
Hourly Total	1	2	0	3	0	8	0	0	8	0	4	13	0	17	0	28
1:00AM	0	0	0	0	0	1	0	0	1	0	0	6	0	6	0	7
1:15AM	0	0	0	0	0	3	0	0	3	0	0	4	0	4	0	7
1:30AM	0	0	0	0	0	5	0	0	5	0	0	1	0	1	0	6
1:45AM	0	0	0	0	0	1	0	0	1	0	1	2	0	3	0	4
Hourly Total	0	0	0	0	0	10	0	0	10	0	1	13	0	14	0	24
2:00AM	0	0	0	0	0	0	0	0	0	0	1	2	0	3	0	3
2:15AM	0	0	0	0	0	0	0	0	0	0	0	2	0	2	0	2
2:30AM	0	0	0	0	0	1	0	0	1	0	1	1	0	2	1	3
2:45AM	0	0	0	0	0	2	0	0	2	0	0	1	0	1	0	3
Hourly Total	0	0	0	0	0	3	0	0	3	0	2	6	0	8	1	11
3:00AM	0	1	0	1	0	1	0	0	1	0	0	3	0	3	0	5
3:15AM	1	0	0	1	0	1	0	0	1	0	0	1	0	1	0	3
3:30AM	0	1	0	1	0	0	0	0	0	0	0	1	0	1	0	2
3:45AM	0	4	0	4	0	4	0	0	4	0	0	5	0	5	0	13
Hourly Total	1	6	0	7	0	6	0	0	6	0	0	10	0	10	0	23
4:00AM	0	0	0	0	0	2	0	0	2	0	0	3	0	3	0	5
4:15AM	0	1	0	1	0	4	0	0	4	0	0	0	0	0	0	5
4:30AM	0	0	0	0	0	2	0	0	2	0	0	4	0	4	0	6
4:45AM	0	1	0	1	0	5	0	0	5	0	2	3	0	5	0	11
Hourly Total	0	2	0	2	0	13	0	0	13	0	2	10	0	12	0	27
5:00AM	0	1	0	1	0	3	0	0	3	0	0	7	0	7	0	11
5:15AM	0	2	0	2	0	9	0	0	9	0	0	8	0	8	0	19
5:30AM	0	3	0	3	0	10	0	0	10	0	1	7	0	8	0	21
5:45AM	0	5	0	5	2	19	0	0	19	0	1	8	0	9	0	33
Hourly Total	0	11	0	11	2	41	0	0	41	0	2	30	0	32	0	84
6:00AM	0	4	0	4	0	26	0	0	26	0	2	10	0	12	0	42
6:15AM	0	7	0	7	0	30	0	0	30	0	1	18	0	19	0	56
6:30AM	0	10	0	10	1	51	0	0	51	0	1	14	0	15	0	76
6:45AM	1	5	0	6	0	53	1	0	54	0	2	19	0	21	0	81
Hourly Total	1	26	0	27	1	160	1	0	161	0	6	61	0	67	0	255
7:00AM	0	15	0	15	0	54	0	0	54	0	3	39	0	42	0	111
7:15AM	0	19	0	19	0	73	0	0	73	0	7	41	0	48	0	140
7:30AM	0	25	0	25	0	96	0	0	96	0	4	51	0	55	0	176
7:45AM	0	20	0	20	0	71	0	0	71	0	9	49	0	58	0	149
Hourly Total	0	79	0	79	0	294	0	0	294	0	23	180	0	203	0	576
8:00AM	0	13	0	13	1	78	0	0	78	0	4	42	0	46	0	137
8:15AM	0	10	0	10	1	75	0	0	75	0	2	47	0	49	0	134
8:30AM	0	12	0	12	0	70	0	0	70	0	5	40	0	45	0	127
8:45AM	0	16	0	16	0	68	0	0	68	0	4	34	0	38	0	122
Hourly Total	0	51	0	51	2	291	0	0	291	0	15	163	0	178	0	520
9:00AM	1	10	0	11	0	41	0	0	41	0	4	43	0	47	0	99
9:15AM	0	15	0	15	1	45	0	0	45	0	4	39	0	43	0	103
9:30AM	1	11	0	12	3	64	0	0	64	0	4	52	1	57	1	133
9:45AM	1	14	0	15	0	48	0	0	48	0	4	53	0	57	0	120
Hourly Total	3	50	0	53	4	198	0	0	198	0	16	187	1	204	1	455
10:00AM	0	6	0	6	1	51	0	0	51	0	4	42	0	46	2	103
10:15AM	0	11	0	11	1	43	0	0	43	1	6	48	0	54	0	108
10:30AM	0	16	0	16	0	42	0	0	42	1	6	65	0	71	0	129

Leg Direction	Bernard St Westbound					Smith Ave Northbound					Smith Ave Southbound					Int
	L	R	U	App	Ped*	T	R	U	App	Ped*	L	T	U	App	Ped*	
10:45AM	0	14	0	14	2	53	0	0	53	0	10	53	0	63	0	130
Hourly Total	0	47	0	47	4	189	0	0	189	2	26	208	0	234	2	470
11:00AM	0	18	0	18	4	38	0	0	38	0	10	48	0	58	0	114
11:15AM	0	6	0	6	0	48	1	0	49	0	8	52	0	60	0	115
11:30AM	0	16	0	16	0	48	0	0	48	0	5	60	0	65	0	129
11:45AM	1	9	0	10	0	56	0	0	56	0	10	67	0	77	0	143
Hourly Total	1	49	0	50	4	190	1	0	191	0	33	227	0	260	0	501
12:00PM	0	12	0	12	1	48	0	0	48	0	9	55	0	64	0	124
12:15PM	1	9	0	10	2	46	0	0	46	0	10	62	0	72	0	128
12:30PM	0	12	0	12	2	61	0	0	61	0	10	88	1	99	0	172
12:45PM	0	14	0	14	2	61	0	0	61	0	7	58	0	65	1	140
Hourly Total	1	47	0	48	7	216	0	0	216	0	36	263	1	300	1	564
1:00PM	0	8	0	8	1	49	0	0	49	0	4	65	0	69	0	126
1:15PM	0	9	0	9	1	68	0	0	68	1	11	77	0	88	0	165
1:30PM	0	19	0	19	0	77	0	0	77	0	10	58	0	68	0	164
1:45PM	0	14	0	14	1	64	0	0	64	0	7	76	0	83	1	161
Hourly Total	0	50	0	50	3	258	0	0	258	1	32	276	0	308	1	616
2:00PM	0	14	0	14	1	54	0	0	54	0	8	71	0	79	1	147
2:15PM	0	13	0	13	3	70	0	0	70	0	8	81	0	89	0	172
2:30PM	0	18	0	18	1	72	0	0	72	1	10	56	1	67	0	157
2:45PM	0	10	0	10	0	76	0	0	76	0	11	87	0	98	0	184
Hourly Total	0	55	0	55	5	272	0	0	272	1	37	295	1	333	1	660
3:00PM	0	2	0	2	0	59	0	0	59	0	12	93	0	105	2	166
3:15PM	2	14	0	16	1	71	0	0	71	0	14	87	0	101	0	188
3:30PM	0	9	0	9	3	75	0	0	75	0	12	107	0	119	0	203
3:45PM	1	13	0	14	4	80	0	0	80	1	11	72	0	83	0	177
Hourly Total	3	38	0	41	8	285	0	0	285	1	49	359	0	408	2	734
4:00PM	0	16	0	16	4	78	0	0	78	0	20	124	1	145	0	239
4:15PM	1	15	0	16	6	83	2	0	85	3	18	82	2	102	4	203
4:30PM	1	17	0	18	3	92	0	0	92	0	18	104	0	122	0	232
4:45PM	1	16	0	17	1	81	0	0	81	0	21	109	0	130	0	228
Hourly Total	3	64	0	67	14	334	2	0	336	3	77	419	3	499	4	902
5:00PM	1	21	0	22	9	89	0	0	89	1	18	118	0	136	0	247
5:15PM	0	17	0	17	0	80	0	0	80	0	27	103	0	130	3	227
5:30PM	0	16	0	16	2	78	0	0	78	0	22	85	0	107	7	201
5:45PM	0	13	0	13	3	75	0	0	75	4	15	79	0	94	3	182
Hourly Total	1	67	0	68	14	322	0	0	322	5	82	385	0	467	13	857
6:00PM	1	18	0	19	5	66	0	0	66	0	20	103	0	123	0	208
6:15PM	1	17	0	18	0	61	0	0	61	0	16	60	0	76	1	155
6:30PM	1	12	0	13	6	57	0	0	57	0	12	72	0	84	2	154
6:45PM	0	20	0	20	1	50	0	0	50	0	10	53	0	63	1	133
Hourly Total	3	67	0	70	12	234	0	0	234	0	58	288	0	346	4	650
7:00PM	0	11	0	11	0	54	1	0	55	0	5	64	0	69	0	135
7:15PM	0	12	0	12	2	47	0	0	47	2	21	45	0	66	1	125
7:30PM	0	12	0	12	0	30	0	0	30	0	7	46	0	53	0	95
7:45PM	0	10	0	10	0	40	0	0	40	0	8	52	0	60	0	110
Hourly Total	0	45	0	45	2	171	1	0	172	2	41	207	0	248	1	465
8:00PM	1	11	0	12	2	47	0	0	47	0	7	59	0	66	0	125
8:15PM	0	6	0	6	1	24	0	0	24	0	7	44	0	51	0	81
8:30PM	0	13	0	13	1	43	0	0	43	0	11	37	0	48	0	104
8:45PM	1	10	0	11	0	34	0	0	34	0	10	47	0	57	0	102
Hourly Total	2	40	0	42	4	148	0	0	148	0	35	187	0	222	0	412
9:00PM	0	3	0	3	1	34	0	0	34	0	5	41	0	46	0	83
9:15PM	1	3	0	4	2	34	0	0	34	1	3	40	0	43	0	81
9:30PM	0	4	0	4	0	18	0	0	18	0	7	49	0	56	0	78
9:45PM	0	8	0	8	0	20	0	0	20	0	4	50	0	54	0	82
Hourly Total	1	18	0	19	3	106	0	0	106	1	19	180	0	199	0	324
10:00PM	0	3	0	3	0	29	0	0	29	0	6	31	0	37	0	69
10:15PM	0	2	0	2	0	15	0	0	15	0	3	31	0	34	0	51
10:30PM	0	2	0	2	0	14	0	0	14	0	3	23	0	26	0	42

Leg Direction	Bernard St Westbound					Smith Ave Northbound					Smith Ave Southbound					Int
	L	R	U	App	Ped*	T	R	U	App	Ped*	L	T	U	App	Ped*	
10:45PM	0	4	0	4	0	13	0	0	13	0	3	14	0	17	0	34
Hourly Total	0	11	0	11	0	71	0	0	71	0	15	99	0	114	0	196
11:00PM	0	4	0	4	0	7	0	0	7	0	2	15	0	17	0	28
11:15PM	0	1	0	1	0	8	0	0	8	0	1	18	0	19	0	28
11:30PM	0	1	0	1	0	8	0	0	8	0	4	6	0	10	0	19
11:45PM	0	1	0	1	0	6	0	0	6	0	1	7	0	8	0	15
Hourly Total	0	7	0	7	0	29	0	0	29	0	8	46	0	54	0	90
Total	21	832	0	853	89	3849	5	0	3854	16	619	4112	6	4737	31	9444
% Approach	2.5%	97.5%	0%	-	-	99.9%	0.1%	0%	-	-	13.1%	86.8%	0.1%	-	-	-
% Total	0.2%	8.8%	0%	9.0%	-	40.8%	0.1%	0%	40.8%	-	6.6%	43.5%	0.1%	50.2%	-	-
Lights	19	814	0	833	-	3751	4	0	3755	-	611	4023	6	4640	-	9228
% Lights	90.5%	97.8%	0%	97.7%	-	97.5%	80.0%	0%	97.4%	-	98.7%	97.8%	100%	98.0%	-	97.7%
Articulated Trucks and Single-Unit Trucks	1	13	0	14	-	54	1	0	55	-	5	42	0	47	-	116
% Articulated Trucks and Single-Unit Trucks	4.8%	1.6%	0%	1.6%	-	1.4%	20.0%	0%	1.4%	-	0.8%	1.0%	0%	1.0%	-	1.2%
Buses	1	5	0	6	-	44	0	0	44	-	3	47	0	50	-	100
% Buses	4.8%	0.6%	0%	0.7%	-	1.1%	0%	0%	1.1%	-	0.5%	1.1%	0%	1.1%	-	1.1%
Pedestrians	-	-	-	-	81	-	-	-	-	16	-	-	-	-	31	-
% Pedestrians	-	-	-	-	91.0%	-	-	-	-	100%	-	-	-	-	100%	-
Bicycles on Crosswalk	-	-	-	-	8	-	-	-	-	0	-	-	-	-	0	-
% Bicycles on Crosswalk	-	-	-	-	9.0%	-	-	-	-	0%	-	-	-	-	0%	-

*Pedestrians and Bicycles on Crosswalk. L: Left, R: Right, T: Thru, U: U-Turn

Smith Avenue & Bernard Street W - TMC

Thu Jun 2, 2022

Full Length (12 AM-12 AM (+1))

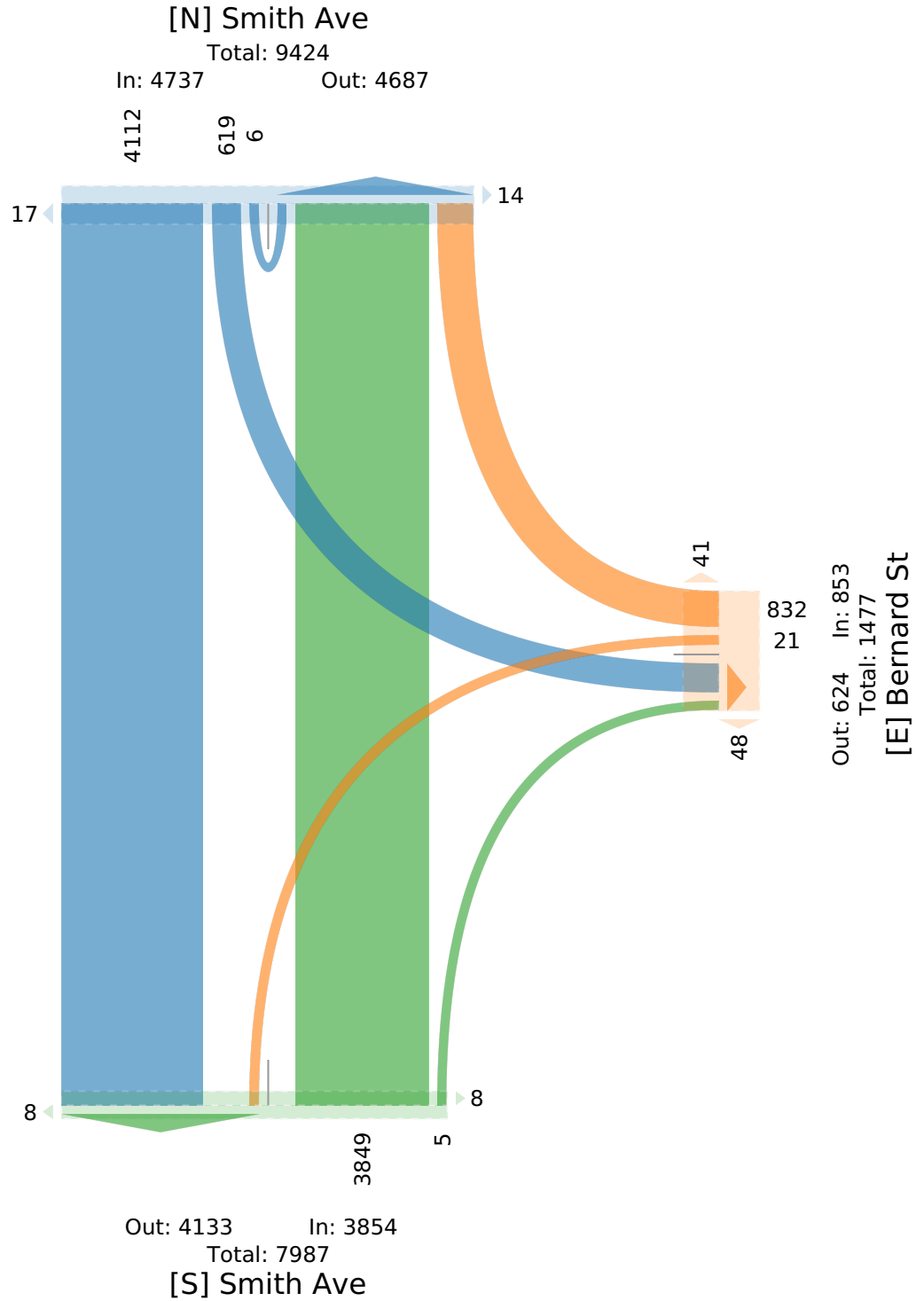
All Classes (Lights, Articulated Trucks and Single-Unit Trucks, Buses, Pedestrians, Bicycles on Crosswalk)

All Movements

ID: 956819, Location: 44.916537, -93.101792

Provided by: Kimley-Horn and Associates, Inc.

767 Eustis Street, Suite 100,
Saint Paul, MN, 55114, US



Smith Avenue & Bernard Street W - TMC

Thu Jun 2, 2022

AM Peak (7:15 AM - 8:15 AM)

All Classes (Lights, Articulated Trucks and Single-Unit Trucks, Buses, Pedestrians, Bicycles on Crosswalk)

All Movements

ID: 956819, Location: 44.916537, -93.101792

Provided by: Kimley-Horn and Associates,

Inc.

767 Eustis Street, Suite 100,

Saint Paul, MN, 55114, US

Leg Direction	Bernard St Westbound					Smith Ave Northbound					Smith Ave Southbound					Int
	L	R	U	App	Ped*	T	R	U	App	Ped*	L	T	U	App	Ped*	
Time																
2022-06-02 7:15AM	0	19	0	19	0	73	0	0	73	0	7	41	0	48	0	140
7:30AM	0	25	0	25	0	96	0	0	96	0	4	51	0	55	0	176
7:45AM	0	20	0	20	0	71	0	0	71	0	9	49	0	58	0	149
8:00AM	0	13	0	13	1	78	0	0	78	0	4	42	0	46	0	137
Total	0	77	0	77	1	318	0	0	318	0	24	183	0	207	0	602
% Approach	0%	100%	0%	-	-	100%	0%	0%	-	-	11.6%	88.4%	0%	-	-	-
% Total	0%	12.8%	0%	12.8%	-	52.8%	0%	0%	52.8%	-	4.0%	30.4%	0%	34.4%	-	-
PHF	-	0.770	-	0.770	-	0.828	-	-	0.828	-	0.667	0.897	-	0.892	-	0.855
Lights	0	73	0	73	-	310	0	0	310	-	23	177	0	200	-	583
% Lights	0%	94.8%	0%	94.8%	-	97.5%	0%	0%	97.5%	-	95.8%	96.7%	0%	96.6%	-	96.8%
Articulated Trucks and Single-Unit Trucks	0	2	0	2	-	4	0	0	4	-	1	3	0	4	-	10
% Articulated Trucks and Single-Unit Trucks	0%	2.6%	0%	2.6%	-	1.3%	0%	0%	1.3%	-	4.2%	1.6%	0%	1.9%	-	1.7%
Buses	0	2	0	2	-	4	0	0	4	-	0	3	0	3	-	9
% Buses	0%	2.6%	0%	2.6%	-	1.3%	0%	0%	1.3%	-	0%	1.6%	0%	1.4%	-	1.5%
Pedestrians	-	-	-	-	1	-	-	-	-	0	-	-	-	-	0	-
% Pedestrians	-	-	-	-	100%	-	-	-	-	-	-	-	-	-	-	-
Bicycles on Crosswalk	-	-	-	-	0	-	-	-	-	0	-	-	-	-	0	-
% Bicycles on Crosswalk	-	-	-	-	0%	-	-	-	-	-	-	-	-	-	-	-

*Pedestrians and Bicycles on Crosswalk. L: Left, R: Right, T: Thru, U: U-Turn

Smith Avenue & Bernard Street W - TMC

Thu Jun 2, 2022

AM Peak (7:15 AM - 8:15 AM)

All Classes (Lights, Articulated Trucks and Single-Unit Trucks, Buses, Pedestrians, Bicycles on Crosswalk)

All Movements

ID: 956819, Location: 44.916537, -93.101792

Provided by: Kimley-Horn and Associates, Inc.

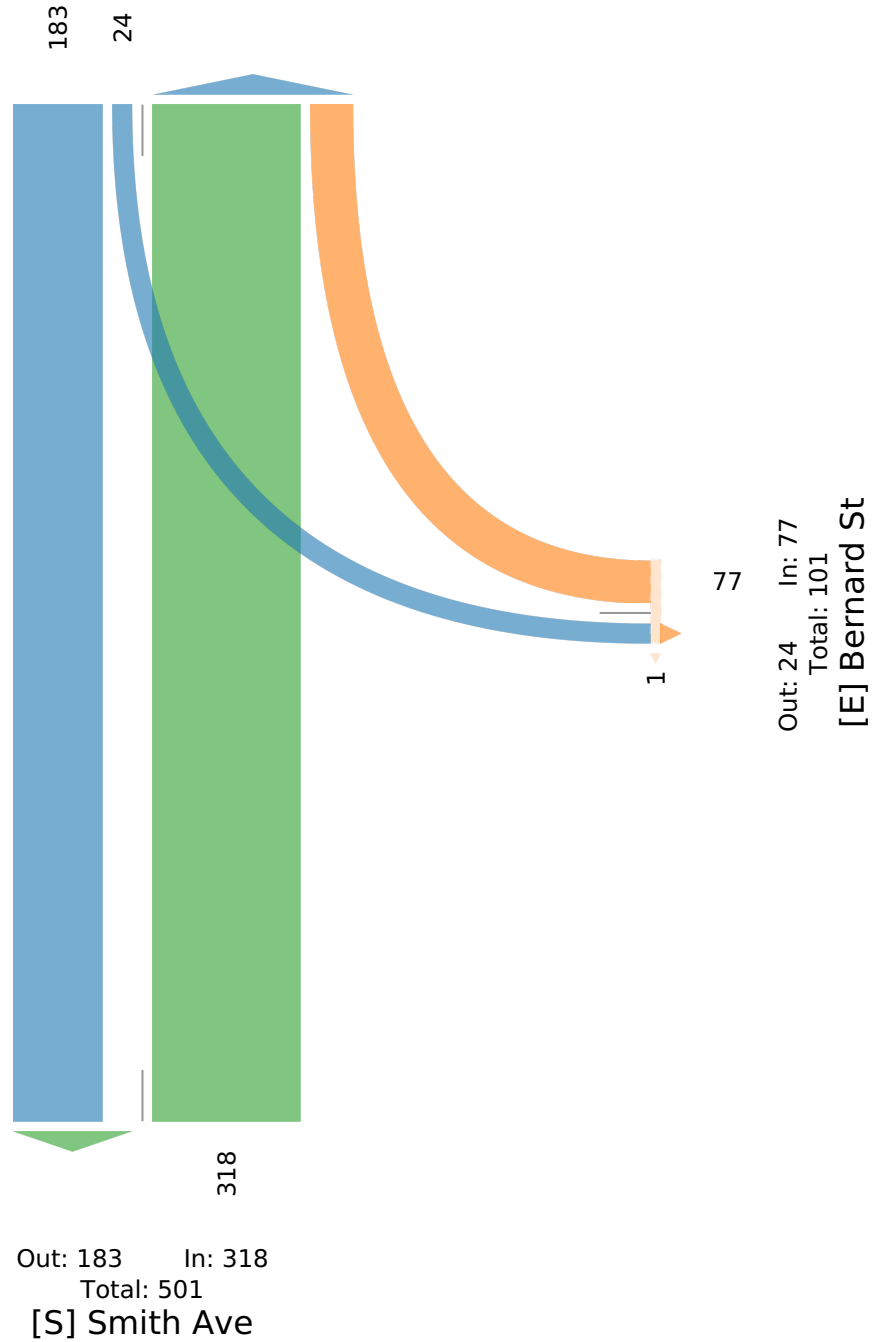
767 Eustis Street, Suite 100,
Saint Paul, MN, 55114, US

[N] Smith Ave

Total: 602

In: 207

Out: 395



Smith Avenue & Bernard Street W - TMC

Thu Jun 2, 2022

Midday Peak (1 PM - 2 PM)

All Classes (Lights, Articulated Trucks and Single-Unit Trucks, Buses, Pedestrians, Bicycles on Crosswalk)

All Movements

ID: 956819, Location: 44.916537, -93.101792

Provided by: Kimley-Horn and Associates,

Inc.

767 Eustis Street, Suite 100,

Saint Paul, MN, 55114, US

Leg Direction	Bernard St Westbound					Smith Ave Northbound					Smith Ave Southbound					Int
	L	R	U	App	Ped*	T	R	U	App	Ped*	L	T	U	App	Ped*	
Time																
2022-06-02 1:00PM	0	8	0	8	1	49	0	0	49	0	4	65	0	69	0	126
1:15PM	0	9	0	9	1	68	0	0	68	1	11	77	0	88	0	165
1:30PM	0	19	0	19	0	77	0	0	77	0	10	58	0	68	0	164
1:45PM	0	14	0	14	1	64	0	0	64	0	7	76	0	83	1	161
Total	0	50	0	50	3	258	0	0	258	1	32	276	0	308	1	616
% Approach	0%	100%	0%	-	-	100%	0%	0%	-	-	10.4%	89.6%	0%	-	-	-
% Total	0%	8.1%	0%	8.1%	-	41.9%	0%	0%	41.9%	-	5.2%	44.8%	0%	50.0%	-	-
PHF	-	0.658	-	0.658	-	0.838	-	-	0.838	-	0.727	0.896	-	0.875	-	0.933
Lights	0	48	0	48	-	248	0	0	248	-	31	268	0	299	-	595
% Lights	0%	96.0%	0%	96.0%	-	96.1%	0%	0%	96.1%	-	96.9%	97.1%	0%	97.1%	-	96.6%
Articulated Trucks and Single-Unit Trucks	0	2	0	2	-	7	0	0	7	-	1	6	0	7	-	16
% Articulated Trucks and Single-Unit Trucks	0%	4.0%	0%	4.0%	-	2.7%	0%	0%	2.7%	-	3.1%	2.2%	0%	2.3%	-	2.6%
Buses	0	0	0	0	-	3	0	0	3	-	0	2	0	2	-	5
% Buses	0%	0%	0%	0%	-	1.2%	0%	0%	1.2%	-	0%	0.7%	0%	0.6%	-	0.8%
Pedestrians	-	-	-	-	3	-	-	-	-	1	-	-	-	-	1	-
% Pedestrians	-	-	-	-	100%	-	-	-	-	100%	-	-	-	-	100%	-
Bicycles on Crosswalk	-	-	-	-	0	-	-	-	-	0	-	-	-	-	0	-
% Bicycles on Crosswalk	-	-	-	-	0%	-	-	-	-	0%	-	-	-	-	0%	-

*Pedestrians and Bicycles on Crosswalk. L: Left, R: Right, T: Thru, U: U-Turn

Smith Avenue & Bernard Street W - TMC

Thu Jun 2, 2022

Midday Peak (1 PM - 2 PM)

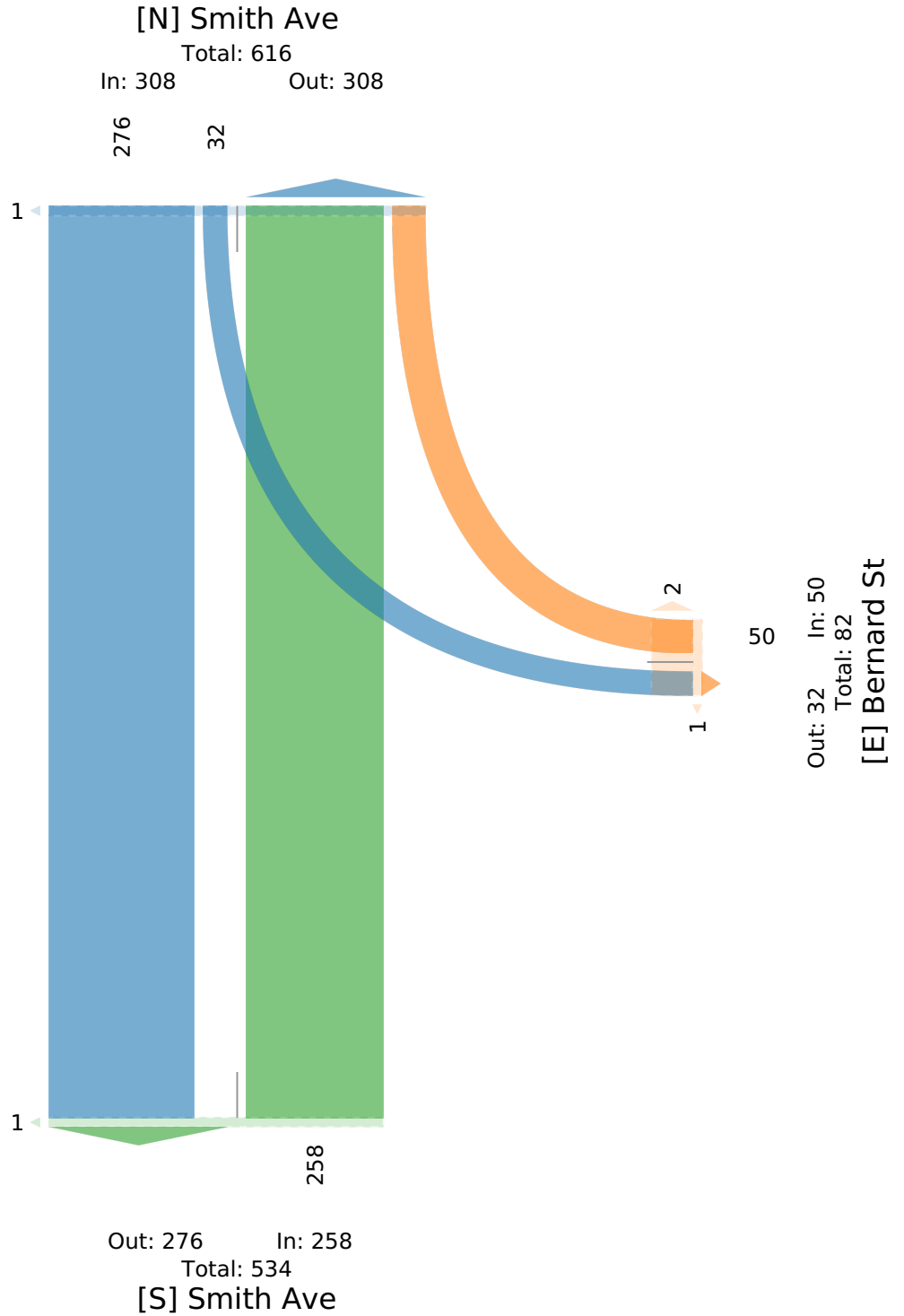
All Classes (Lights, Articulated Trucks and Single-Unit Trucks, Buses, Pedestrians, Bicycles on Crosswalk)

All Movements

ID: 956819, Location: 44.916537, -93.101792

Provided by: Kimley-Horn and Associates, Inc.

767 Eustis Street, Suite 100,
Saint Paul, MN, 55114, US



Smith Avenue & Bernard Street W - TMC

Thu Jun 2, 2022

PM Peak (4:30 PM - 5:30 PM) - Overall Peak Hour

All Classes (Lights, Articulated Trucks and Single-Unit Trucks, Buses, Pedestrians, Bicycles on Crosswalk)

All Movements

ID: 956819, Location: 44.916537, -93.101792

Provided by: Kimley-Horn and Associates,

Inc.

767 Eustis Street, Suite 100,

Saint Paul, MN, 55114, US

Leg Direction	Bernard St Westbound					Smith Ave Northbound					Smith Ave Southbound					Int
	L	R	U	App	Ped*	T	R	U	App	Ped*	L	T	U	App	Ped*	
Time																
2022-06-02 4:30PM	1	17	0	18	3	92	0	0	92	0	18	104	0	122	0	232
4:45PM	1	16	0	17	1	81	0	0	81	0	21	109	0	130	0	228
5:00PM	1	21	0	22	9	89	0	0	89	1	18	118	0	136	0	247
5:15PM	0	17	0	17	0	80	0	0	80	0	27	103	0	130	3	227
Total	3	71	0	74	13	342	0	0	342	1	84	434	0	518	3	934
% Approach	4.1%	95.9%	0%	-	-	100%	0%	0%	-	-	16.2%	83.8%	0%	-	-	-
% Total	0.3%	7.6%	0%	7.9%	-	36.6%	0%	0%	36.6%	-	9.0%	46.5%	0%	55.5%	-	-
PHF	0.750	0.845	-	0.841	-	0.929	-	-	0.929	-	0.778	0.919	-	0.952	-	0.945
Lights	2	71	0	73	-	340	0	0	340	-	84	429	0	513	-	926
% Lights	66.7%	100%	0%	98.6%	-	99.4%	0%	0%	99.4%	-	100%	98.8%	0%	99.0%	-	99.1%
Articulated Trucks and Single-Unit Trucks	1	0	0	1	-	0	0	0	0	-	0	3	0	3	-	4
% Articulated Trucks and Single-Unit Trucks	33.3%	0%	0%	1.4%	-	0%	0%	0%	0%	-	0%	0.7%	0%	0.6%	-	0.4%
Buses	0	0	0	0	-	2	0	0	2	-	0	2	0	2	-	4
% Buses	0%	0%	0%	0%	-	0.6%	0%	0%	0.6%	-	0%	0.5%	0%	0.4%	-	0.4%
Pedestrians	-	-	-	-	12	-	-	-	-	1	-	-	-	-	3	-
% Pedestrians	-	-	-	-	92.3%	-	-	-	-	100%	-	-	-	-	100%	-
Bicycles on Crosswalk	-	-	-	-	1	-	-	-	-	0	-	-	-	-	0	-
% Bicycles on Crosswalk	-	-	-	-	7.7%	-	-	-	-	0%	-	-	-	-	0%	-

*Pedestrians and Bicycles on Crosswalk. L: Left, R: Right, T: Thru, U: U-Turn

Smith Avenue & Bernard Street W - TMC

Thu Jun 2, 2022

PM Peak (4:30 PM - 5:30 PM) - Overall Peak Hour

All Classes (Lights, Articulated Trucks and Single-Unit Trucks, Buses, Pedestrians, Bicycles on Crosswalk)

All Movements

ID: 956819, Location: 44.916537, -93.101792

Provided by: Kimley-Horn and Associates, Inc.

767 Eustis Street, Suite 100,
Saint Paul, MN, 55114, US

