



MINNESOTA DEPT OF TRANSPORTATION

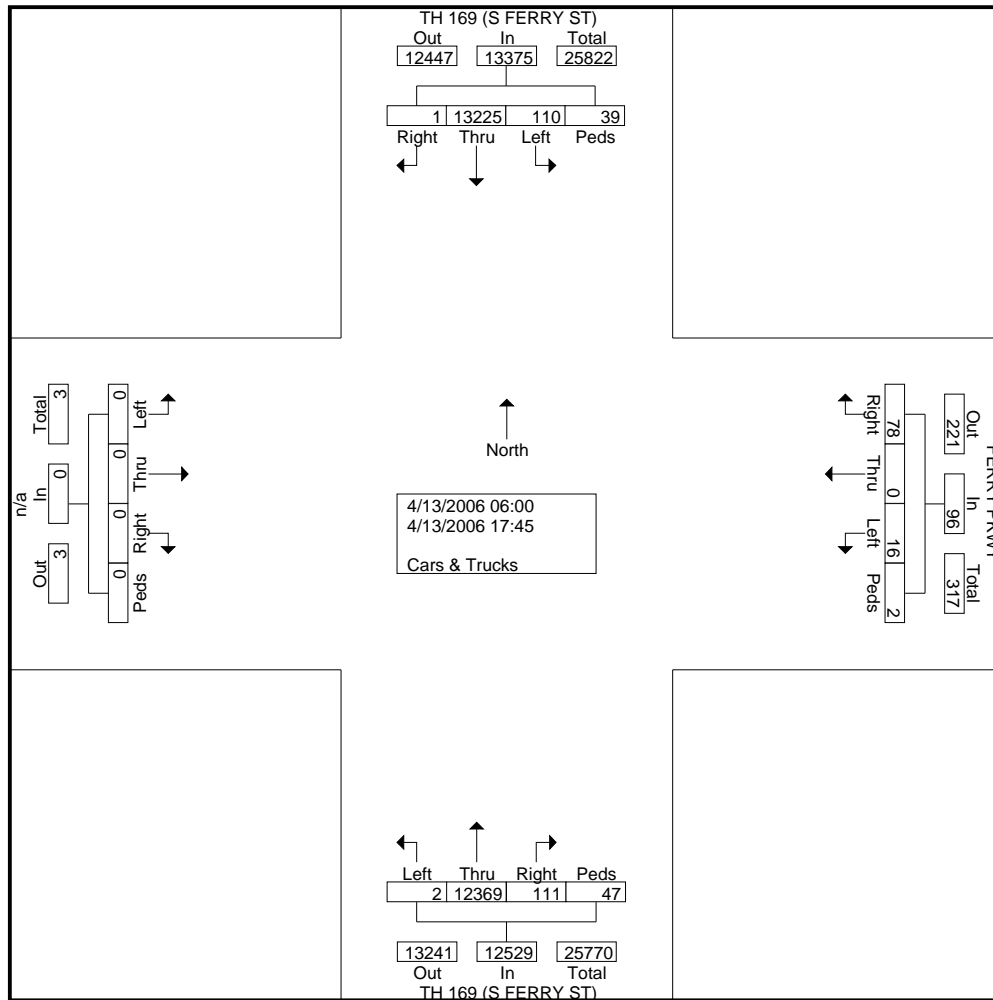
TRAFFIC DATA COLLECTION - METRO

Location: TH 169 @ FERRY PWKY 2006
 REF. PT.: 146+00.144
 Jamar# 1358/MAR
 TURN MOVEMENT COUNT

File Name : th 169 @ ferry pkwy 2006
 Site Code : 00000000
 Start Date : 4/13/2006
 Page No : 2

Groups Printed- Cars & Trucks

Start Time	TH 169 (S FERRY ST) Southbound				FERRY PKWY Westbound				TH 169 (S FERRY ST) Northbound				n/a Eastbound				Int. Total
	Left	Thru	Right	Peds	Left	Thru	Right	Peds	Left	Thru	Right	Peds	Left	Thru	Right	Peds	
Grand Total	110	13225	1	39	16	0	78	2	2	12369	111	47	0	0	0	0	26000
Apprch %	0.8	98.9	0	0.3	16.7	0	81.2	2.1	0	98.7	0.9	0.4	0	0	0	0	
Total %	0.4	50.9	0	0.2	0.1	0	0.3	0	0	47.6	0.4	0.2	0	0	0	0	





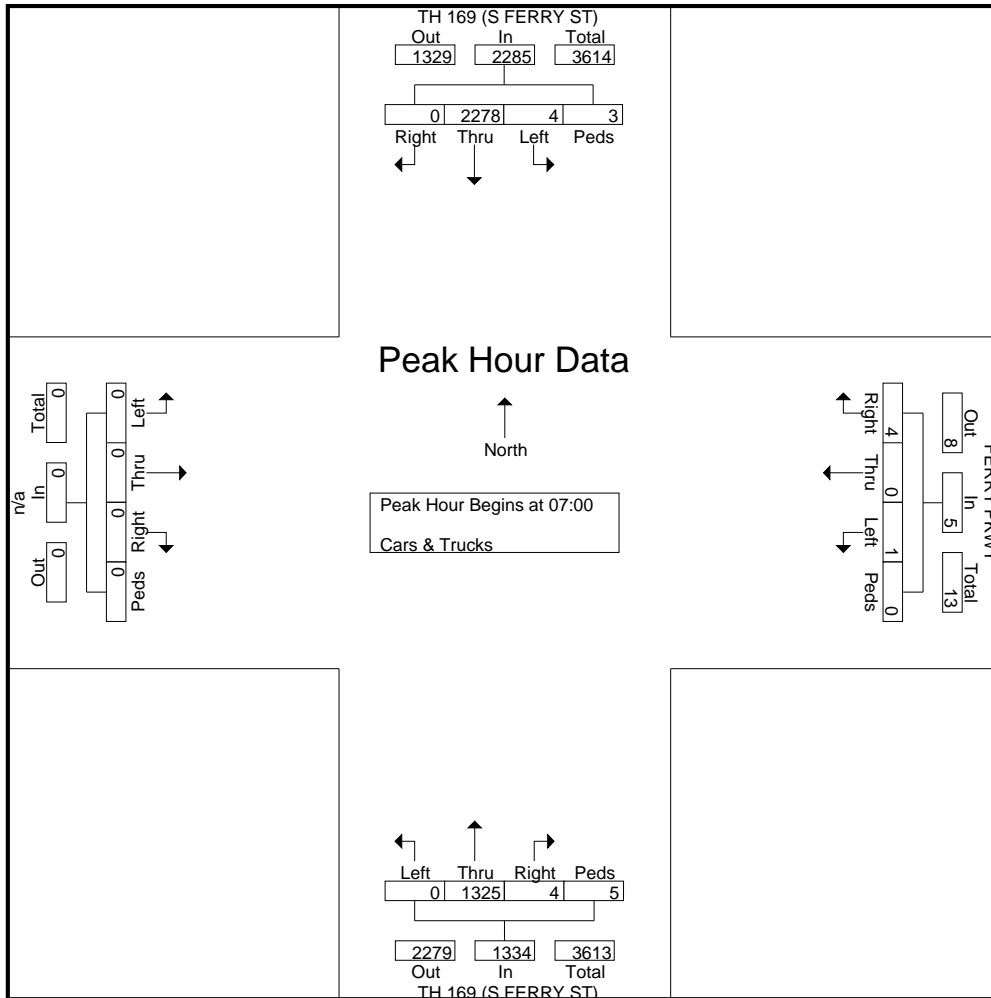
MINNESOTA DEPT OF TRANSPORTATION

TRAFFIC DATA COLLECTION - METRO

Location: TH 169 @ FERRY PWKY 2006
 REF. PT.: 146+00.144
 Jamar# 1358/MAR
 TURN MOVEMENT COUNT

File Name : th 169 @ ferry pkwy 2006
 Site Code : 00000000
 Start Date : 4/13/2006
 Page No : 3

Start Time	TH 169 (S FERRY ST) Southbound					FERRY PWKY Westbound					TH 169 (S FERRY ST) Northbound					n/a Eastbound					Int. Total
	Left	Thru	Right	Peds	App. Total	Left	Thru	Right	Peds	App. Total	Left	Thru	Right	Peds	App. Total	Left	Thru	Right	Peds	App. Total	
Peak Hour Analysis From 06:00 to 09:45 - Peak 1 of 1																					
Peak Hour for Entire Intersection Begins at 07:00																					
07:00	0	568	0	1	569	1	0	0	0	1	0	242	1	1	244	0	0	0	0	0	814
07:15	0	565	0	1	566	0	0	2	0	2	0	313	0	1	314	0	0	0	0	0	882
07:30	3	630	0	1	634	0	0	1	0	1	0	336	0	1	337	0	0	0	0	0	972
07:45	1	515	0	0	516	0	0	1	0	1	0	434	3	2	439	0	0	0	0	0	956
Total Volume	4	2278	0	3	2285	1	0	4	0	5	0	1325	4	5	1334	0	0	0	0	0	3624
% App. Total	0.2	99.7	0	0.1		20	0	80	0		0	99.3	0.3	0.4		0	0	0	0		
PHF	.333	.904	.000	.750	.901	.250	.000	.500	.000	.625	.000	.763	.333	.625	.760	.000	.000	.000	.000	.000	.932





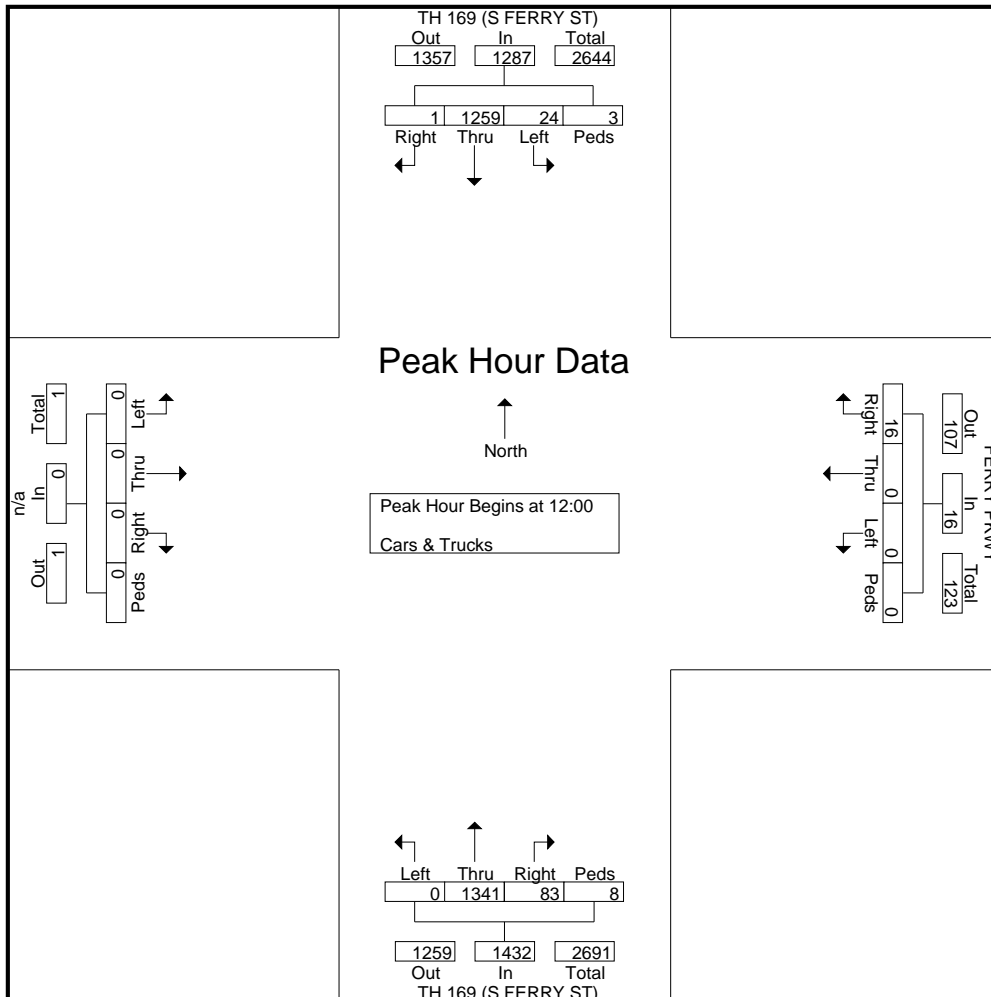
MINNESOTA DEPT OF TRANSPORTATION

TRAFFIC DATA COLLECTION - METRO

Location: TH 169 @ FERRY PWKY 2006
 REF. PT.: 146+00.144
 Jamar# 1358/MAR
 TURN MOVEMENT COUNT

File Name : th 169 @ ferry pkwy 2006
 Site Code : 00000000
 Start Date : 4/13/2006
 Page No : 4

Start Time	TH 169 (S FERRY ST) Southbound					FERRY PKWY Westbound					TH 169 (S FERRY ST) Northbound					n/a Eastbound					Int. Total
	Left	Thru	Right	Peds	App. Total	Left	Thru	Right	Peds	App. Total	Left	Thru	Right	Peds	App. Total	Left	Thru	Right	Peds	App. Total	
Peak Hour Analysis From 10:00 to 13:45 - Peak 1 of 1																					
Peak Hour for Entire Intersection Begins at 12:00																					
12:00	6	312	0	0	318	0	0	5	0	5	0	310	3	0	313	0	0	0	0	0	636
12:15	8	311	0	2	321	0	0	5	0	5	0	323	77	4	404	0	0	0	0	0	730
12:30	7	307	0	0	314	0	0	3	0	3	0	359	2	2	363	0	0	0	0	0	680
12:45	3	329	1	1	334	0	0	3	0	3	0	349	1	2	352	0	0	0	0	0	689
Total Volume	24	1259	1	3	1287	0	0	16	0	16	0	1341	83	8	1432	0	0	0	0	0	2735
% App. Total	1.9	97.8	0.1	0.2		0	0	100	0		0	93.6	5.8	0.6		0	0	0	0		
PHF	.750	.957	.250	.375	.963	.000	.000	.800	.000	.800	.000	.934	.269	.500	.886	.000	.000	.000	.000	.000	.937





MINNESOTA DEPT OF TRANSPORTATION

TRAFFIC DATA COLLECTION - METRO

Location: TH 169 @ FERRY PWKY 2006
 REF. PT.: 146+00.144
 Jamar# 1358/MAR
 TURN MOVEMENT COUNT

File Name : th 169 @ ferry pkwy 2006
 Site Code : 00000000
 Start Date : 4/13/2006
 Page No : 5

Start Time	TH 169 (S FERRY ST) Southbound					FERRY PKWY Westbound					TH 169 (S FERRY ST) Northbound					n/a Eastbound					Int. Total
	Left	Thru	Right	Peds	App. Total	Left	Thru	Right	Peds	App. Total	Left	Thru	Right	Peds	App. Total	Left	Thru	Right	Peds	App. Total	
Peak Hour Analysis From 14:00 to 17:45 - Peak 1 of 1																					
Peak Hour for Entire Intersection Begins at 17:00																					
17:00	3	421	0	2	426	0	0	0	0	0	0	607	1	1	609	0	0	0	0	0	1035
17:15	5	421	0	3	429	3	0	1	0	4	0	594	2	5	601	0	0	0	0	0	1034
17:30	4	366	0	3	373	0	0	4	1	5	0	614	1	3	618	0	0	0	0	0	996
17:45	0	316	0	0	316	2	0	2	1	5	0	632	1	0	633	0	0	0	0	0	954
Total Volume	12	1524	0	8	1544	5	0	7	2	14	0	2447	5	9	2461	0	0	0	0	0	4019
% App. Total	0.8	98.7	0	0.5		35.7	0	50	14.3		0	99.4	0.2	0.4		0	0	0	0		
PHF	.600	.905	.000	.667	.900	.417	.000	.438	.500	.700	.000	.968	.625	.450	.972	.000	.000	.000	.000	.000	.971

