

# MINNESOTA DEPARTMENT of TRANSPORTATION

Metro District Traffic Engineering

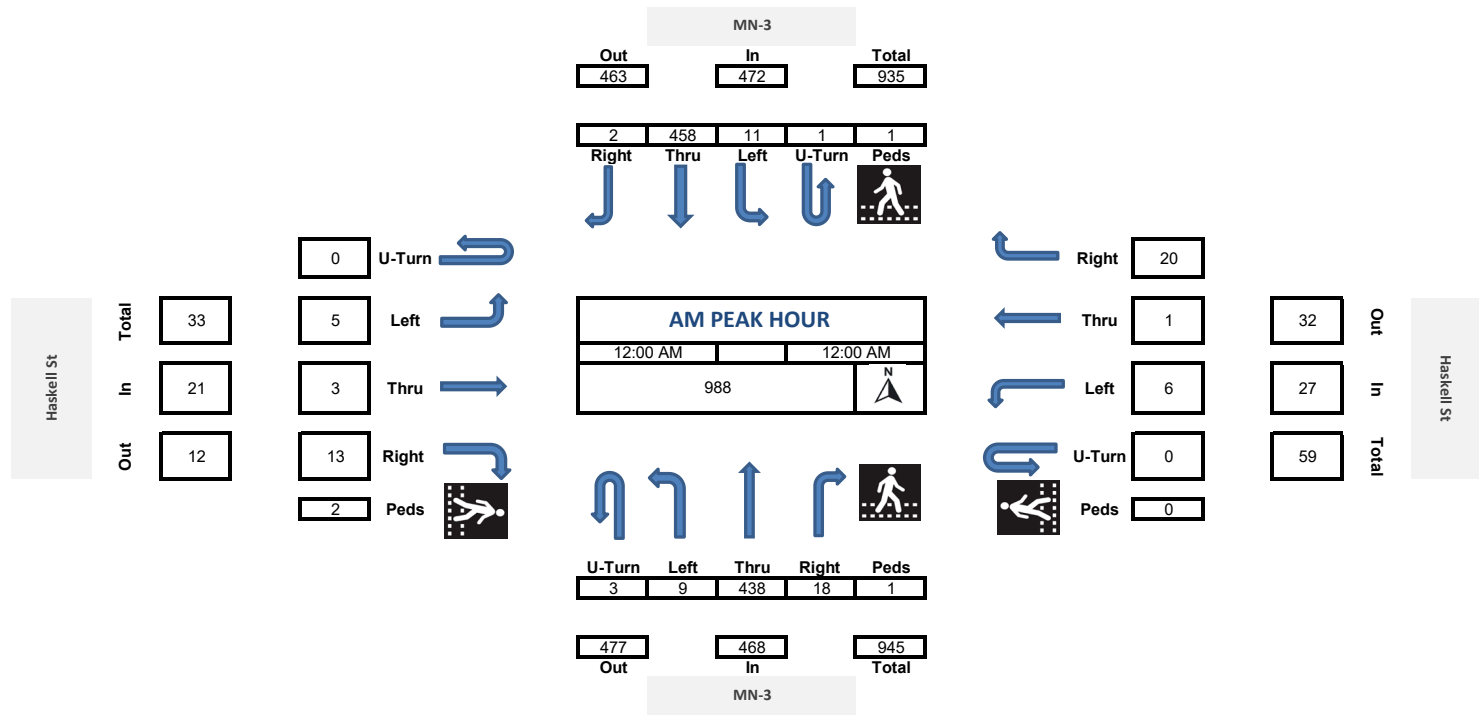
Program Support

## METRO TRAFFIC DATA COLLECTION UNIT

### TURN MOVEMENT COUNTS






Intersection: MN3 at Haskell St_2024																												
City: West St Paul																												
County:																												
Ref.Pt.:																												
Start Date: 1/23/2024																												
Road Name	Direction	MN-3 South Bound						Haskell St West Bound						MN-3 North Bound						Haskell St East Bound						Int. Total	Peds Total	
Start Time		U Turns	Left Turns	Straight Through	Right Turns	EB Ped Crossings	WB Ped Crossings	U Turns	Left Turns	Straight Through	Right Turns	NB Ped Crossings	SB Ped Crossings	U Turns	Left Turns	Straight Through	Right Turns	EB Ped Crossings	WB Ped Crossings	U Turns	Left Turns	Straight Through	Right Turns	NB Ped Crossings	SB Ped Crossings			
6:00 AM		0	3	22	0	0	0	0	0	1	1	0	0	0	0	32	0	0	0	0	0	0	1	0	0	60	0	
6:15 AM		1	1	24	0	0	0	0	0	0	0	0	0	0	2	38	1	0	0	0	0	0	1	0	0	68	0	
6:30 AM		0	0	29	0	0	0	0	2	0	1	1	0	0	0	49	2	0	0	0	0	4	0	4	0	91	0	
6:45 AM		0	1	37	0	0	0	0	0	0	0	3	0	0	1	51	0	0	0	0	0	1	0	0	0	94	0	
Hourly Total		1	5	112	0	0	0	0	2	1	5	1	0	0	3	170	3	0	0	0	0	5	0	6	0	0	313	0
7:00 AM		0	1	46	1	0	0	0	1	0	0	0	1	0	2	77	1	1	0	0	0	1	1	0	0	131	1	
7:15 AM		0	1	57	0	0	0	0	2	0	3	0	0	0	4	73	0	0	0	0	0	4	1	1	0	0	146	0
7:30 AM		0	2	68	1	0	0	0	5	0	5	0	0	0	1	106	2	0	0	0	0	1	0	0	0	0	191	0
7:45 AM		0	1	68	2	0	0	0	1	0	7	0	0	1	1	109	3	0	0	0	0	2	1	1	0	0	197	0
Hourly Total		0	5	239	4	0	0	0	9	0	15	0	1	1	8	365	6	1	0	0	0	8	3	2	0	0	665	1
8:00 AM		0	3	67	1	0	0	0	4	0	4	0	0	1	4	99	0	0	0	0	0	1	1	3	0	0	188	0
8:15 AM		0	3	88	0	0	0	0	1	0	2	0	0	1	1	94	3	0	0	0	0	4	1	1	0	0	199	0
8:30 AM		1	1	65	1	0	0	0	1	2	2	1	0	3	2	106	4	0	0	0	0	4	0	1	0	1	193	1
8:45 AM		0	1	58	4	0	0	0	2	2	2	0	0	2	2	86	5	0	0	0	0	1	0	0	0	0	165	0
Hourly Total		1	8	278	6	0	0	0	8	4	10	1	0	7	9	385	12	0	0	0	0	10	2	5	0	1	745	1
9:00 AM		0	3	60	2	0	0	0	2	2	2	1	0	1	4	82	6	0	0	0	0	3	0	2	0	0	169	0
9:15 AM		0	2	72	0	0	0	0	2	0	3	0	2	1	1	60	3	0	0	0	0	3	0	3	1	0	150	2
9:30 AM		0	1	67	1	0	1	0	1	0	1	1	0	0	2	69	4	1	0	0	0	4	1	1	0	1	152	2
9:45 AM		0	1	71	0	0	0	0	1	0	2	0	0	2	3	79	3	0	0	0	0	1	0	2	0	0	165	0
Hourly Total		0	7	270	3	0	1	0	6	2	8	2	2	4	10	290	16	1	0	0	0	11	1	8	1	1	636	4
10:00 AM		0	3	80	2	0	0	0	2	1	2	0	0	0	1	92	1	0	0	0	0	1	2	1	0	1	188	1
10:15 AM		0	2	83	0	0	0	0	0	0	2	0	0	1	5	91	4	0	0	0	0	0	0	1	0	0	189	0
10:30 AM		0	2	76	0	0	0	0	2	0	1	0	1	0	0	82	0	0	0	0	0	3	0	2	0	0	168	1
10:45 AM		1	2	99	0	0	0	0	0	0	4	0	0	0	1	92	1	0	0	0	0	0	1	0	0	0	201	1
Hourly Total		1	9	338	2	0	0	0	4	1	9	0	2	1	7	357	6	0	0	0	0	4	3	4	0	1	746	3
11:00 AM		1	1	97	3	0	0	0	3	0	0	0	0	1	2	76	5	0	0	0	0	2	0	1	0	0	192	0
11:15 AM		0	0	84	0	0	0	0	1	0	4	0	1	2	2	96	1	0	0	0	0	2	0	3	0	0	195	1
11:30 AM		1	4	103	2	0	1	0	1	0	7	0	0	0	1	107	6	0	0	0	0	0	0	1	0	1	233	2
11:45 AM		0	2	123	0	0	0	0	3	0	2	0	0	2	2	106	6	0	0	0	0	3	2	4	0	0	255	0
Hourly Total		2	7	407	5	0	1	0	8	0	13	0	1	5	7	385	18	0	0	0	0	7	2	9	0	1	875	3
12:00 PM		0	2	119	0	0	0	0	1	1	2	0	0	0	2	99	1	0	0	1	0	0	0	6	0	0	233	1
12:15 PM		0	3	113	0	0	0	0	1	0	9	0	0	1	4	126	5	0	0	0	0	2	1	2	0	1	267	1
12:30 PM		0	4	96	1	0	0	0	3	0	5	0	0	0	6	110	5	0	0	0	0	0	0	1	1	0	231	0
12:45 PM		0	1	81	1	0	1	0	4	0	2	0	0	1	7	123	6	0	0	0	0	1	0	3	1	0	230	1
Hourly Total		0	10	409	2	0	1	0	9	1	18	0	0	2	19	458	17	0	0	1	0	3	1	12	2	1	961	3
1:00 PM		0	1	104	1	0	0	0	2	1	2	0	0	2	1	121	5	0	0	0	0	0	0	2	0	0	242	0
1:15 PM		1	4	83	0	0	0	0	2	0	6	0	1	0	3	95	6	0	0	0	0	1	1	1	0	0	203	1
1:30 PM		0	4	97	2	0	0	0	1	0	3	0	0	1	3	102	2	0	0	0	0	2	1	3	0	1	221	1
1:45 PM		0	3	105	0	0	0	0	4	1	4	0	0	0	3	111	3	0	0	0	0	4	1	3	0	0	242	0
Hourly Total		1	12	389	3	0	0	0	9	2	15	0	1	3	10	429	16	0	0	0	0	7	3	9	0	0	908	2
2:00 PM		0	1	79	3	0	0	0	1	1	3	0	0	2	2	112	4	0	0	0	0	3	0	0	0	0	211	0
2:15 PM		0	3	107	0	1	0	0	1	0	2	0	0	1	1	136	7	0	0	0	0	0	0	1	0	0	259	0
2:30 PM		0	1	126	0	0	0	0	3	0	1	0	0	0	1	148	4	0	0	0	0	1	0	3	1	0	288	0
2:45 PM		0	1	97	1	0	1	0	6	0	6	0	0	0	7	111	4	1	0	0	0	1	1	5	0	1	240	2
Hourly Total		0	6	409	4	1	1	0	11	1	12	0	0	3	11	507	19	1	0	0	0	5	1	9	1	1	998	2
3:00 PM		0	1	126	4	0	0	0	0	5	0	9	0	0	2	156	4	0	0	0	0	0	2	1	0	0	310	1

3:15 PM	0	6	126	0	0	1	0	2	0	3	0	0	1	5	148	2	0	0	0	1	1	3	0	0	298	1
3:30 PM	0	3	110	1	0	0	0	1	0	4	0	0	0	4	131	7	0	0	0	2	1	2	0	0	266	0
3:45 PM	1	1	126	1	1	0	0	0	1	0	6	0	1	2	128	4	0	0	0	1	0	1	0	0	274	1
Hourly Total	1	11	488	6	1	1	0	9	0	22	0	2	3	13	563	17	0	0	0	4	4	7	0	0	1148	3
4:00 PM	0	6	147	2	1	1	0	2	0	2	3	1	0	1	139	6	0	0	0	1	0	2	1	0	308	2
4:15 PM	0	1	145	0	0	0	0	5	0	2	1	0	1	5	153	2	0	0	0	0	2	3	0	2	319	2
4:30 PM	0	7	140	1	0	1	0	3	2	2	0	0	0	3	121	7	0	0	0	1	1	4	1	0	292	1
4:45 PM	0	2	170	0	0	0	0	1	0	2	0	0	0	3	150	1	0	0	0	1	0	1	0	1	331	1
Hourly Total	0	16	602	3	1	2	0	11	2	8	4	1	1	12	563	16	0	0	0	3	3	10	2	3	1250	6
5:00 PM	1	4	154	2	0	0	0	3	0	2	0	0	1	6	146	1	0	0	0	1	0	0	0	0	321	0
5:15 PM	1	0	158	1	1	0	0	1	0	4	1	2	2	1	154	1	2	0	0	0	1	2	0	1	326	3
5:30 PM	0	3	111	1	0	0	0	3	1	2	0	0	3	4	140	2	0	0	0	1	1	3	1	0	275	0
5:45 PM	0	2	110	0	0	0	0	1	0	3	0	3	0	5	138	2	0	0	0	1	1	4	0	0	267	3
Hourly Total	2	9	533	4	1	0	0	8	1	11	1	5	6	16	578	6	2	0	0	3	3	9	1	1	1189	6
TOTAL	9	105	4474	42	4	7	0	94	15	146	9	15	36	125	5050	152	5	1	0	70	26	90	7	11	10434	59
Cars+	9	102	4403	42			0	91	14	142			36	124	4962	138			0	70	24	89				
Trucks	0	3	71	0			0	3	1	4			0	1	88	14			0	0	2	1				188
% Trucks	0.0	2.9	1.6	0.0			0.0	3.2	6.7	2.7			0.0	0.8	1.7	9.2			0.0	0.0	7.7	1.1				1.8









Haskell St






Total	31
In	12
Out	19

0	U-Turn	
3	Left	
2	Thru	
7	Right	
3	Peds	






MN-3		
Out	In	Total
584	641	1225

4	622	13	2	2
Right	Thru	Left	U-Turn	Peds
				

PM PEAK HOUR		
4:30 PM		5:30 PM
1270		
		

				
U-Turn	Left	Thru	Right	Peds
3	13	571	10	2

637	597	1234
Out	In	Total
MN-3		

	Right	10
	Thru	2
	Left	8
	U-Turn	0
	Peds	3

Out	25
In	20
Total	45

Haskell St