

# SRF Consulting

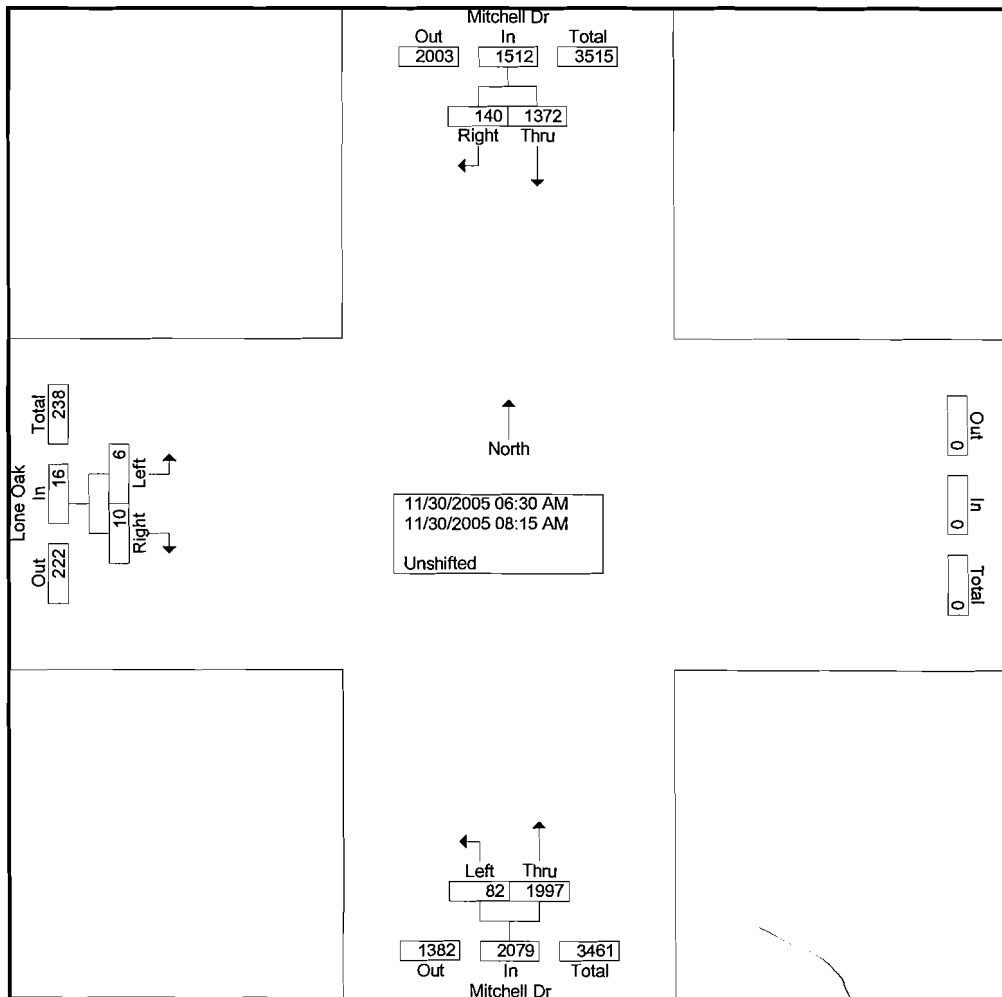
One Carlson Parkway North, Suite 150  
 Minneapolis, MN 55447

Day of Week: Wednesday  
 Counted By: Joanne  
 Intersection: Mitchell Rd & Lone Oak  
 Project #: 5553

File Name : Not Named 1  
 Site Code : 01130021  
 Start Date : 11/30/2005  
 Page No : 1

### Groups Printed- Unshifted

Start Time	Mitchell Dr Southbound			Mitchell Dr Northbound			Lone Oak Eastbound			Int. Total
	Right	Thru	App. Total	Thru	Left	App. Total	Right	Left	App. Total	
06:30 AM	2	108	110	153	6	159	0	0	0	269
06:45 AM	19	135	154	159	8	167	1	1	2	323
Total	21	243	264	312	14	326	1	1	2	592
07:00 AM	17	135	152	209	12	221	0	0	0	373
07:15 AM	21	195	216	290	14	304	1	1	2	522
07:30 AM	27	220	247	328	15	343	4	0	4	594
07:45 AM	17	220	237	318	15	333	1	2	3	573
Total	82	770	852	1145	56	1201	6	3	9	2062
08:00 AM	21	197	218	296	8	304	1	2	3	525
08:15 AM	16	162	178	244	4	248	2	0	2	428
Grand Total	140	1372	1512	1997	82	2079	10	6	16	3607
Apprch %	9.3	90.7		96.1	3.9		62.5	37.5		
Total %	3.9	38	41.9	55.4	2.3	57.6	0.3	0.2	0.4	



# SRF Consulting

One Carlson Parkway North, Suite 150  
 Minneapolis, MN 55447

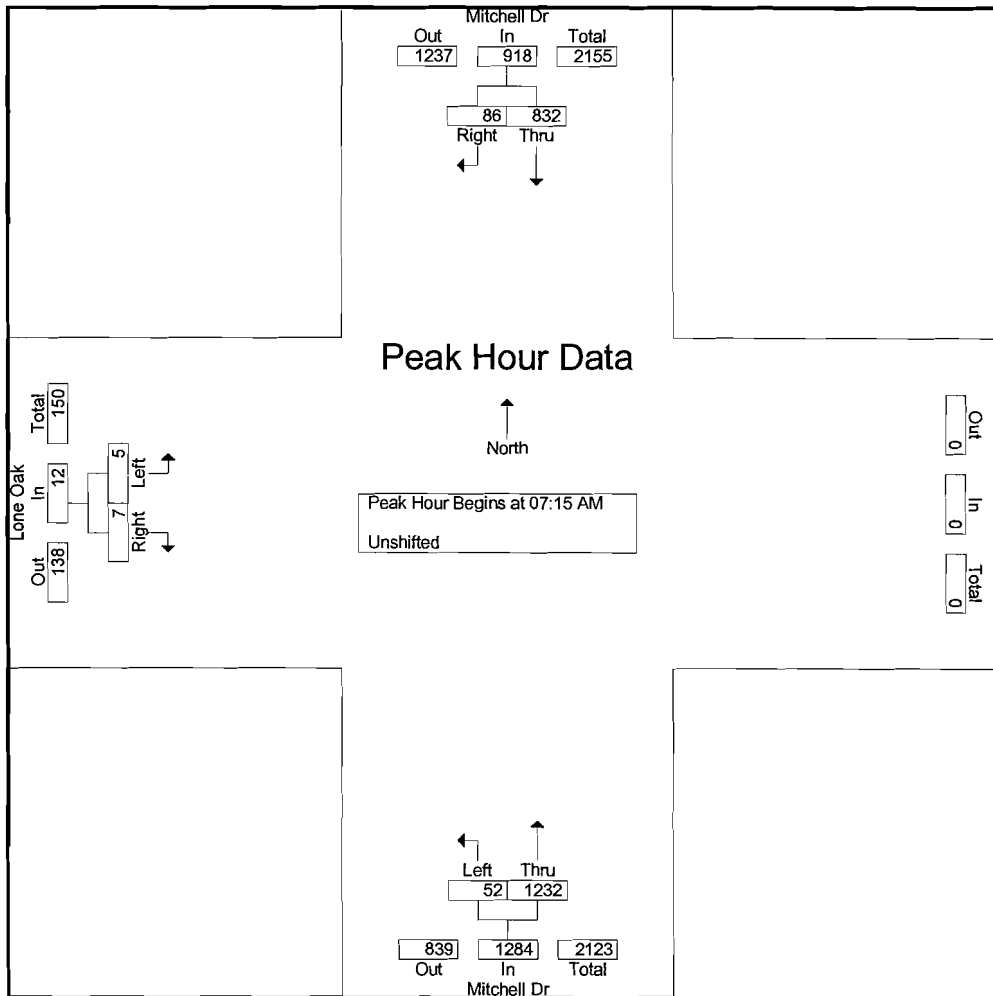
File Name : Not Named 1

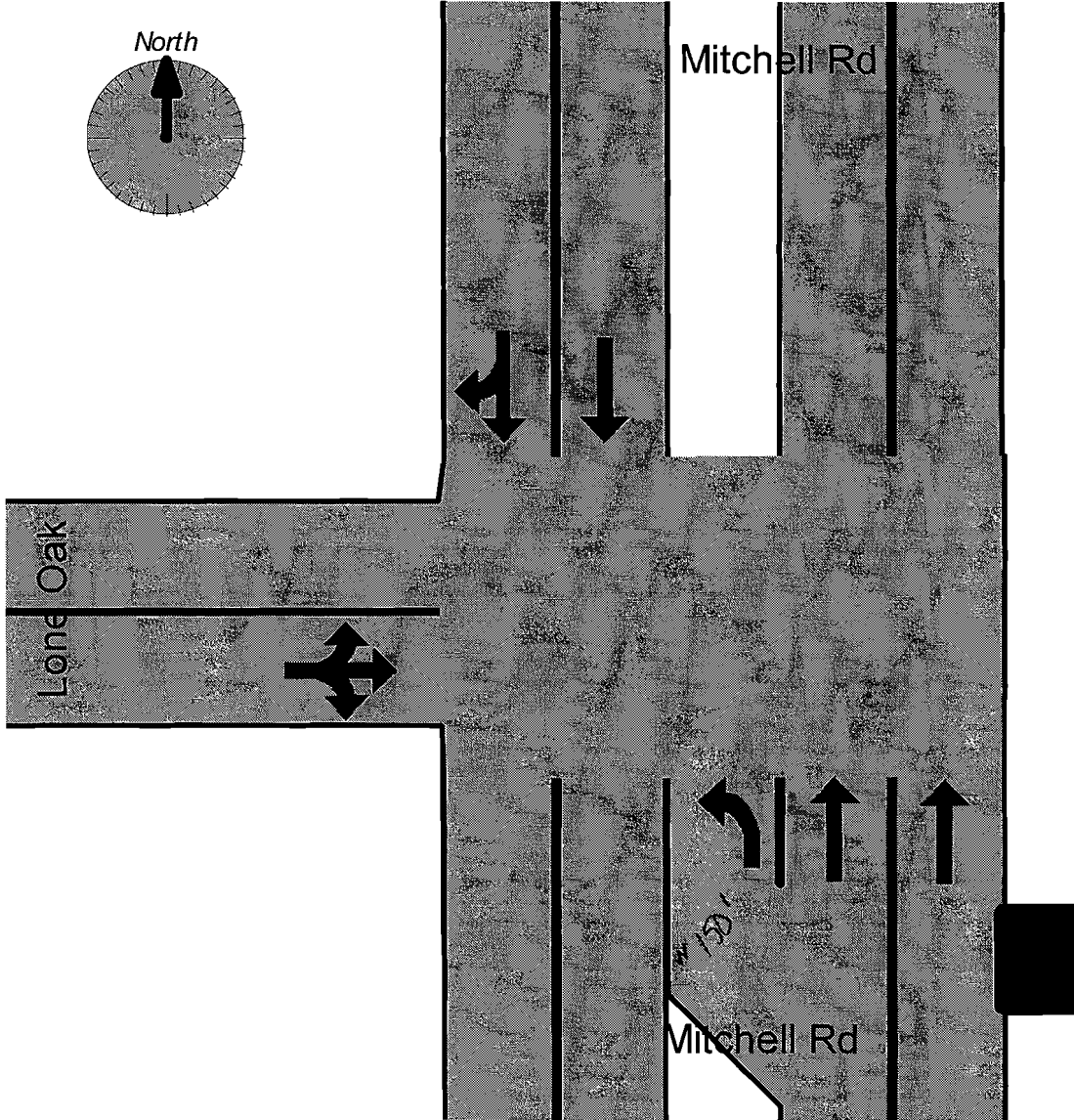
Site Code : 01130021

Start Date : 11/30/2005

Page No : 2

Start Time	Mitchell Dr Southbound			Mitchell Dr Northbound			Lone Oak Eastbound			Int. Total
	Right	Thru	App. Total	Thru	Left	App. Total	Right	Left	App. Total	
Peak Hour Analysis From 06:30 AM to 08:15 AM - Peak 1 of 1										
Peak Hour for Entire Intersection Begins at 07:15 AM										
07:15 AM	21	195	216	290	14	304	1	1	2	522
07:30 AM	27	220	247	328	15	343	4	0	4	594
07:45 AM	17	220	237	318	15	333	1	2	3	573
08:00 AM	21	197	218	296	8	304	1	2	3	525
Total Volume	86	832	918	1232	52	1284	7	5	12	2214
% App. Total	9.4	90.6		96	4		58.3	41.7		
PHF	.796	.945	.929	.939	.867	.936	.438	.625	.750	.932





# SRF Consulting

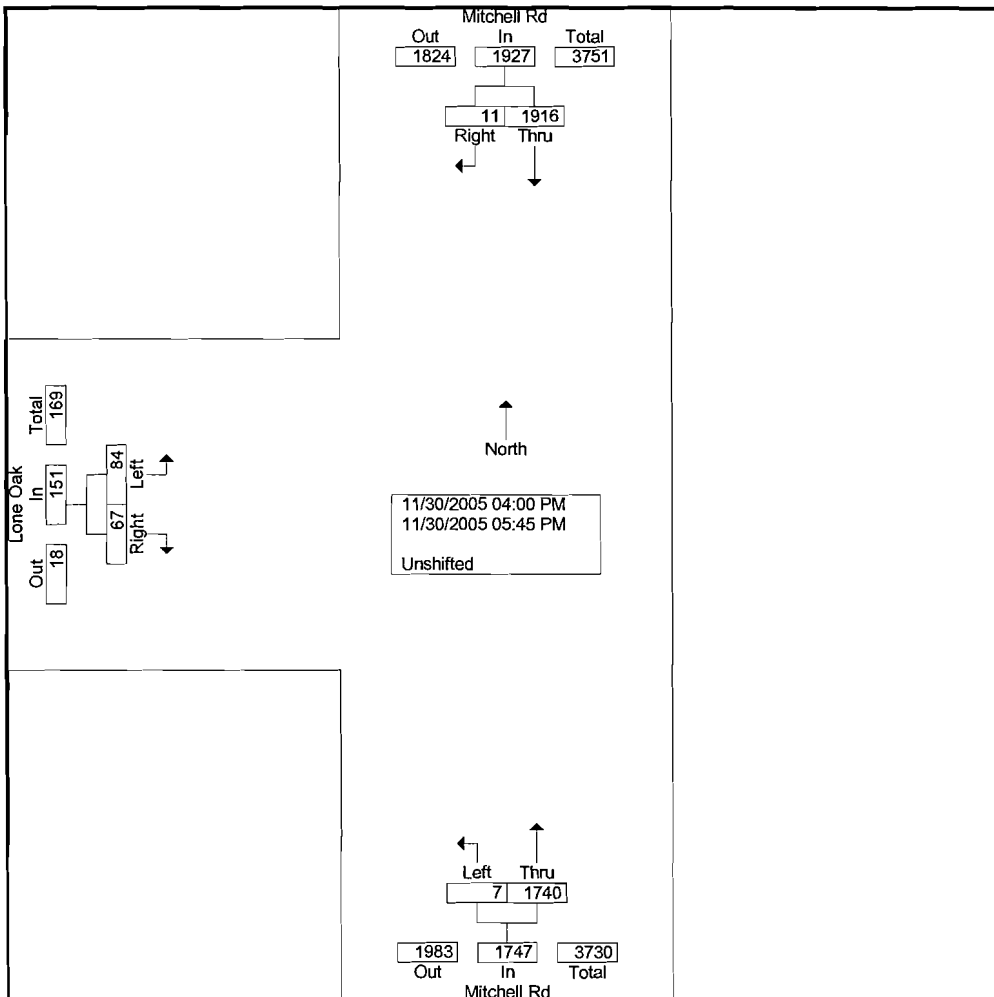
One Carlson Parkway North, Suite 150  
 Minneapolis, MN 55447

Day of Week: Wednesday  
 Counted By: Joanne  
 Intersection: Mitchell Rd & Lone Oak  
 Project #: 5553

File Name : 1130022  
 Site Code : 01130022  
 Start Date : 11/30/2005  
 Page No : 1

### Groups Printed- Unshifted

Start Time	Mitchell Rd Southbound			Mitchell Rd Northbound			Lone Oak Eastbound			Int. Total
	Right	Thru	App. Total	Thru	Left	App. Total	Right	Left	App. Total	
04:00 PM	0	198	198	206	2	208	12	14	26	432
04:15 PM	0	183	183	196	0	196	11	13	24	403
04:30 PM	2	227	229	239	1	240	12	17	29	498
04:45 PM	3	252	255	204	0	204	6	13	19	478
<b>Total</b>	<b>5</b>	<b>860</b>	<b>865</b>	<b>845</b>	<b>3</b>	<b>848</b>	<b>41</b>	<b>57</b>	<b>98</b>	<b>1811</b>
05:00 PM	2	233	235	265	1	266	12	12	24	525
05:15 PM	2	262	264	187	2	189	2	6	8	461
05:30 PM	1	305	306	232	0	232	11	8	19	557
05:45 PM	1	256	257	211	1	212	1	1	2	471
<b>Total</b>	<b>6</b>	<b>1056</b>	<b>1062</b>	<b>895</b>	<b>4</b>	<b>899</b>	<b>26</b>	<b>27</b>	<b>53</b>	<b>2014</b>
<b>Grand Total</b>	<b>11</b>	<b>1916</b>	<b>1927</b>	<b>1740</b>	<b>7</b>	<b>1747</b>	<b>67</b>	<b>84</b>	<b>151</b>	<b>3825</b>
Apprch %	0.6	99.4		99.6	0.4		44.4	55.6		
Total %	0.3	50.1	50.4	45.5	0.2	45.7	1.8	2.2	3.9	



# SRF Consulting

One Carlson Parkway North, Suite 150  
 Minneapolis, MN 55447

File Name : 1130022  
 Site Code : 01130022  
 Start Date : 11/30/2005  
 Page No : 2

Start Time	Mitchell Rd Southbound			Mitchell Rd Northbound			Lone Oak Eastbound			Int. Total
	Right	Thru	App. Total	Thru	Left	App. Total	Right	Left	App. Total	
Peak Hour Analysis From 04:00 PM to 05:45 PM - Peak 1 of 1										
Peak Hour for Entire Intersection Begins at 04:45 PM										
04:45 PM	3	252	255	204	0	204	6	13	19	478
05:00 PM	2	233	235	265	1	266	12	12	24	525
05:15 PM	2	262	264	187	2	189	2	6	8	461
05:30 PM	1	305	306	232	0	232	11	8	19	557
Total Volume	8	1052	1060	888	3	891	31	39	70	2021
% App. Total	0.8	99.2		99.7	0.3		44.3	55.7		
PHF	.667	.862	.866	.838	.375	.837	.646	.750	.729	.907

