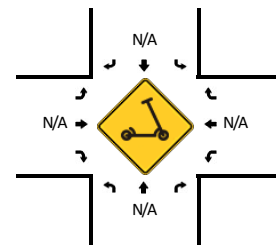
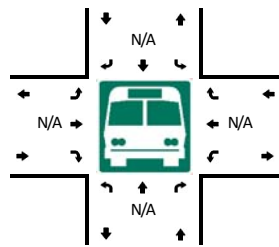
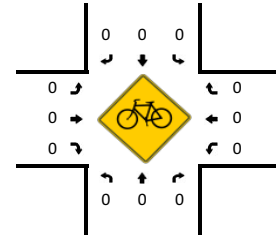
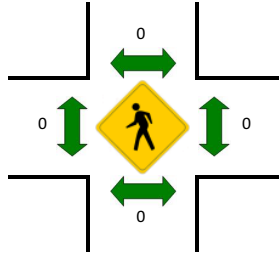
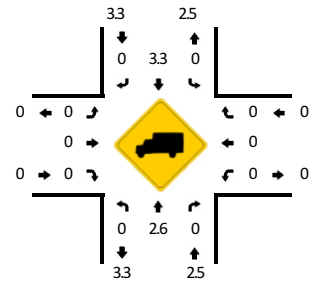
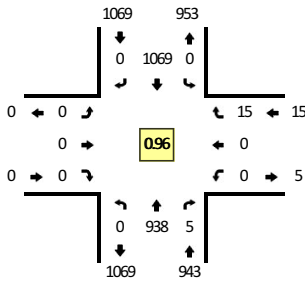


LOCATION: TH 61 -- 26th St
CITY/STATE: Hastings, MN

QC JOB #: 15608743
DATE: Tue, Feb 15 2022

Peak-Hour: 4:30 PM -- 5:30 PM
Peak 15-Min: 5:00 PM -- 5:15 PM



15-Min Count Period Beginning At	TH 61 (Northbound)				TH 61 (Southbound)				26th St (Eastbound)				26th St (Westbound)				Total	Hourly Totals
	Left	Thru	Right	U	Left	Thru	Right	U	Left	Thru	Right	U	Left	Thru	Right	U		
6:00 AM	0	145	0	0	0	60	0	0	0	0	0	0	0	0	4	0	209	
6:15 AM	0	153	0	0	0	85	0	0	0	0	0	0	0	0	3	0	241	
6:30 AM	0	193	0	0	0	99	0	0	0	0	0	0	0	0	3	0	295	
6:45 AM	0	183	0	0	0	119	0	0	0	0	0	0	0	0	1	0	303	1048
7:00 AM	0	271	2	0	0	120	0	0	0	0	0	0	0	0	2	0	395	1234
7:15 AM	0	257	1	0	1	122	0	0	0	0	0	0	0	0	3	0	384	1377
7:30 AM	0	302	0	0	0	141	0	0	0	0	0	0	0	0	2	0	445	1527
7:45 AM	0	220	0	0	0	191	0	0	0	0	0	0	0	0	3	0	414	1638
8:00 AM	0	143	0	0	0	129	0	0	0	0	0	0	0	0	2	0	274	1517
8:15 AM	0	195	2	0	0	117	0	0	0	0	0	0	0	0	4	0	318	1451
8:30 AM	0	164	0	0	0	123	0	0	0	0	0	0	0	0	3	0	290	1296
8:45 AM	0	149	0	0	0	133	0	0	0	0	0	0	0	0	1	0	283	1165
9:00 AM	0	152	0	0	0	130	0	0	0	0	0	0	0	0	5	0	287	1178
9:15 AM	0	127	1	0	0	120	0	0	0	0	0	0	0	0	2	0	250	1110
9:30 AM	0	120	0	0	0	128	0	0	0	0	0	0	0	0	1	0	249	1069
9:45 AM	0	123	0	0	0	123	0	0	0	0	0	0	0	0	1	0	247	1033
10:00 AM	0	168	0	0	0	111	0	0	0	0	0	0	0	0	2	0	281	1027
10:15 AM	0	134	0	0	0	122	0	0	0	0	0	0	0	0	1	0	257	1034
10:30 AM	0	131	0	0	0	121	0	0	0	0	0	0	0	0	1	0	253	1038
10:45 AM	0	141	0	0	0	124	0	0	0	0	0	0	0	0	0	0	265	1056
11:00 AM	0	146	1	0	0	134	0	0	0	0	0	0	0	0	3	0	284	1059
11:15 AM	0	156	1	0	0	139	0	0	0	0	0	0	0	0	1	0	297	1099
11:30 AM	0	162	0	0	0	160	0	0	0	0	0	0	0	0	2	0	324	1170
11:45 AM	0	142	1	0	0	155	0	0	0	0	0	0	0	0	2	0	300	1205
12:00 PM	0	186	1	0	0	163	0	0	0	0	0	0	0	0	1	0	351	1272
12:15 PM	0	159	2	0	0	141	0	0	0	0	0	0	0	0	2	0	304	1279
12:30 PM	0	154	1	0	0	178	0	0	0	0	0	0	0	0	3	0	336	1291
12:45 PM	0	143	2	0	0	151	0	0	0	0	0	0	0	0	3	0	299	1290
1:00 PM	0	159	0	0	0	158	0	0	0	0	0	0	0	0	2	0	319	1258
1:15 PM	0	136	0	0	0	152	0	0	0	0	0	0	0	0	0	0	288	1242
1:30 PM	0	193	0	0	0	161	0	0	0	0	0	0	0	0	0	0	354	1260
1:45 PM	0	167	1	0	0	168	0	0	0	0	0	0	0	0	2	0	338	1299
2:00 PM	0	188	2	0	0	152	0	0	0	0	0	0	0	0	0	0	342	1322
2:15 PM	0	203	1	0	0	202	0	0	0	0	0	0	0	0	1	0	407	1441
2:30 PM	0	158	0	0	0	212	0	0	0	0	0	0	0	0	1	0	371	1458
2:45 PM	0	174	0	0	0	274	0	0	0	0	0	0	0	0	3	0	451	1571
3:00 PM	0	275	1	0	0	215	0	0	0	0	0	0	0	0	1	0	492	1721
3:15 PM	0	192	0	0	0	220	0	0	0	0	0	0	0	0	4	0	416	1730
3:30 PM	0	192	0	0	0	230	0	0	0	0	0	0	0	0	2	0	424	1783

15-Min Count Period Beginning At	TH 61 (Northbound)				TH 61 (Southbound)				26th St (Eastbound)				26th St (Westbound)				Total	Hourly Totals
	Left	Thru	Right	U	Left	Thru	Right	U	Left	Thru	Right	U	Left	Thru	Right	U		
3:45 PM	0	188	0	0	0	257	0	0	0	0	0	0	0	0	0	0	445	1777
4:00 PM	0	206	2	0	0	261	0	0	0	0	0	0	0	0	4	0	473	1758
4:15 PM	0	232	1	0	0	241	0	0	0	0	0	0	0	0	3	0	477	1819
4:30 PM	0	235	1	0	0	252	0	0	0	0	0	0	0	0	6	0	494	1889
4:45 PM	0	226	1	0	0	279	0	0	0	0	0	0	0	0	3	0	509	1953
5:00 PM	0	253	2	0	0	270	0	0	0	0	0	0	0	0	2	0	527	2007
5:15 PM	0	224	1	0	0	268	0	0	0	0	0	0	0	0	4	0	497	2027
5:30 PM	0	210	1	0	0	227	0	0	0	0	0	0	0	0	1	0	439	1972
5:45 PM	0	146	0	0	0	264	0	0	0	0	0	0	0	0	3	0	413	1876
6:00 PM	0	177	1	0	0	206	0	0	0	0	0	0	0	0	11	0	395	1744
6:15 PM	0	136	0	0	0	189	0	0	0	0	0	0	0	0	6	0	331	1578
6:30 PM	0	120	2	0	0	153	0	0	0	0	0	0	0	0	4	0	279	1418
6:45 PM	0	114	2	0	0	164	0	0	0	0	0	0	0	0	0	0	280	1285
Peak 15-Min Flowrates	Northbound				Southbound				Eastbound				Westbound				Total	
	Left	Thru	Right	U	Left	Thru	Right	U	Left	Thru	Right	U	Left	Thru	Right	U		
All Vehicles	0	1012	8	0	0	1080	0	0	0	0	0	0	0	0	8	0	2108	
Heavy Trucks	0	20	0		0	60	0		0	0	0		0	0	0		80	
Buses																		
Pedestrians		0				0				0				0			0	
Bicycles	0	0	0		0	0	0		0	0	0		0	0	0		0	
Scoters																		
<i>Comments:</i>																		

Report generated on 3/8/2022 8:21 AM

SOURCE: Quality Counts, LLC (<http://www.qualitycounts.net>) 1-877-580-2212